

# **PC-SCAN7000 V4**

## **Sistema de Diagnóstico Veicular**

### **ÍNDICE:**

- *Veículos Leves e Utilitários* ..... 2



- *Veículos Pesados* ..... 62



- *Motos* ..... 75



# PC-SCAN7000 V3

## Sistema de Diagnóstico Veicular

### ÍNDICE:

### Leves e Utilitários

• ALFA ROMEO .....	3
• AUDI .....	4
• BMW .....	6
• CHAMONIX .....	9
• CHERY .....	9
• CHRYSLER .....	10
• CITROËN .....	11
• CNAUTO .....	13
• DACIA .....	14
• DAEWOO .....	14
• DODGE .....	14
• EFFA .....	14
• FIAT .....	15
• FORD .....	21
• GM / OPEL .....	24
• HAFEI .....	30
• HOLDEN .....	30
• HONDA .....	31
• HYUNDAI .....	32
• JAC .....	34
• JAGUAR .....	34
• JEEP .....	34
• KIA .....	35
• LANCIA .....	36
• LAND ROVER .....	37
• LIFAN .....	37
• LEXUS .....	38
• MAZDA .....	38
• MERCEDES-BENZ .....	39
• MITSUBISHI .....	40
• MINI .....	42
• NISSAN .....	43
• PEUGEOT .....	45
• RENAULT .....	49
• SEAT .....	51
• SHINERAY .....	52
• SKODA .....	52
• SSANGYOUNG .....	53
• SUZUKI .....	53
• TOYOTA .....	54
• TROLLER .....	55
• VOLVO .....	55
• VOLKSWAGEN .....	56
• CABOS .....	77
• LOCALIZAÇÃO DOS CONECTORES .....	81



Modelos Modelos	Sistema Sistema	Ano Año	Conector Conector	Posição Posición	Scanner Scanner
--------------------	--------------------	------------	----------------------	---------------------	--------------------

**Sistema de Injeção Otto / Sistema de Inyección Otto**

145 1.4 16V T.S.	Motronic M1.5.5	98 – 99	OBD + FIAT	K	7000
145 1.6 16V T.S.	Motronic M1.5.5	98 – 99	OBD + FIAT	K	7000
145 1.8 16V	Motronic M2.10.4	96 – 99	OBD + FIAT	L	7000
145 1.8 16V T.S.	Motronic M1.5.5	98 – 99	OBD + FIAT	K	7000
145 2.0 16V T.S.	Motronic M2.10.3	93 – 96	OBD + FIAT	K / L	7000
145 2.0 16V	Motronic M2.10.4	96 – 99	OBD + FIAT	L	7000
145 2.0 16V T.S.	Motronic M1.5.5	98 – 99	OBD + FIAT	K	7000
146 1.4 16V T.S.	Motronic M1.5.5	98 – 99	OBD + FIAT	K	7000
146 1.6 16V T.S.	Motronic M1.5.5	98 – 99	OBD + FIAT	K	7000
146 1.8 16V	Motronic M2.10.4	96 – 98	OBD + FIAT	L	7000
146 1.8 16V T.S.	Motronic M1.5.5	98 – 99	OBD + FIAT	K	7000
146 2.0 16V	Motronic M2.10.4	96 – 99	OBD + FIAT	L	7000
146 2.0 16 V T.S.	Motronic M1.5.5	98 – 99	OBD + FIAT	K	7000
155 1.8 T.S.	Motronic M1.7	92 – 97	OBD + FIAT	L	7000
155 1.8 16V	Motronic M2.10.4	95 – 98	OBD + FIAT	G / L	7000
155 2.0 T.S.	Motronic M1.7	92 – 97	OBD + FIAT	L	7000
155 2.0 16V T.S. BR	Motronic M2.10.3	93 – 97	OBD + FIAT	G	7000
155 2.0 16V	Motronic M2.10.4	95 – 99	OBD + FIAT	G / L	7000
164 2.0 16V T.S.	Motronic M1.7	92 – 99	OBD + FIAT	G	7000
164 3.0 V6 12V	Motronic M1.7	92 – 99	OBD + FIAT	G	7000
164 3.0 V6 24V	Motronic M1.7	93 – 99	OBD + FIAT	G	7000
156 1.6 16V T.S.	Motronic M1.5.5	98 – 99	OBD	B	7000
156 1.8 16V T.S.	Motronic M1.5.5	97 – 99	OBD	B	7000
156 2.0 16V T.S.	Motronic M1.5.5	97 – 99	OBD	B	7000
166 2.0 16V T.S.	Motronic M1.5.5	98 – 00	OBD	B	7000
GTV 1.8 16V T.S.	Motronic M1.5.5	98 – 99	OBD + FIAT	K	7000
GTV 2.0 16V T.S.	Motronic M1.5.5	98 – 99	OBD + FIAT	K	7000
Spider 1.8 16V T.S.	Motronic M1.5.5	98 – 99	OBD + FIAT	K	7000
Spider 2.0 16V T.S.	Motronic M1.5.5	98 – 99	OBD + FIAT	K	7000

**Sistema de Injeção Diesel / Sistema de Inyección Diesel**

145 1.9 JTD	Bosch EDC-15C	98 – 99	OBD + FIAT	K	7000
146 1.9 JTD	Bosch EDC-15C	98 – 99	OBD + FIAT	K	7000
147 1.9 JTD	Bosch EDC-15C7	00 >	OBD	B	7000
156 1.9 JTD	Bosch EDC-15C	97 – 00	OBD	B	7000
156 1.9 JTD	Bosch EDC-15C7	00 >	OBD	B	7000
156 2.4 JTD	Bosch EDC-15C	97 – 00	OBD	B	7000
156 2.4 JTD	Bosch EDC-15C7	00 >	OBD	B	7000
166 2.4 JTD	Bosch EDC-15C	98 – 00	OBD	B	7000
166 2.4 JTD	Bosch EDC-15C7	00 >	OBD	B	7000

**Sistema de Air Bag / Sistema de Air Bag**

145	TRW2 /TRW MY97	93 – 99	OBD + FIAT	Q	7000
146	TRW2 /TRW MY97	93 – 99	OBD + FIAT	Q	7000
155	TRW MY97	95 – 97	OBD + FIAT	Q	7000
156	Allied Signal / Allied MY97	93 >	OBD	B	7000
164	Siemens / 1 Carga / 3 Cargas	92 – 99	OBD + FIAT	H	7000
166	Allied MY97	00 >	OBD	B	7000
GTV	TRW2 /TRW MY97	98 – 99	OBD + FIAT	Q	7000
Spider	TRW2 /TRW MY97	98 – 99	OBD + FIAT	Q	7000

**Sistema de ABS / Sistema de ABS**

145	Bosch 2E/5.3	94 – 98	OBD + FIAT	M	7000
146	Bosch 2E/5.3	94 – 96	OBD + FIAT	M	7000
147	Bosch 5.7	01 >	OBD	B	7000
155	Bosch 2E/5.3	92 – 98	OBD + FIAT	M	7000
156	Bosch 5.3/5.3TC/5.7	98 >	OBD	B	7000
164	Bosch 2Si/5.3	92 – 99	OBD + FIAT	N	7000
166	Bosch 5.3/5.3TC/5.7	98 >	OBD	B	7000
GTV	Bosch 2E/5.3	98 – 99	OBD + FIAT	M	7000
Spider	Bosch 2E/5.3	98 – 99	OBD + FIAT	M	7000

Modelos Modelos	Sistema Sistema	Ano Año	Conector Conector	Posição Posición	Scanner Scanner
--------------------	--------------------	------------	----------------------	---------------------	--------------------

**Sistema de Injeção Otto / Sistema de Inyección Otto**

80 1.6 (ABM)	Mono Motr. MA1.2.3	92 – 93	OBD + AUDI	M	7000
80 1.6 (ADA)	Hitachi MPI	93 – 96	OBD + AUDI	M	7000
80 2.0 (ABT)	Mono Motr. MA1.2.3	91 – 95	OBD + AUDI	M	7000
80 2.0 (ABK/ADW)	Bosch Digifant	91 – 94	OBD + AUDI	M	7000
80 2.2 S2 (ABY)	Motronic M2.3.2	93 – 96	OBD + AUDI	M	7000
80 2.6 V6 (ABC/ACZ)	Hella MPFI	92 – 96	OBD + AUDI	M	7000
80 2.8 V6 (AAH)	Hitachi MPI	91 – 96	OBD + AUDI	M	7000
100 2.0 (AAE)	Mono Motr. MA1.2.3	90 – 94	OBD + AUDI	M	7000
100 2.0 (ABK/ADW)	Bosch Digifant	91 – 95	OBD + AUDI	M	7000
100 2.2 S4 (AAN)	Motronic M2.3.2	91 – 96	OBD + AUDI	M	7000
100 2.6 V6 (ABC/ACZ)	Hella MPFI	92 – 96	OBD + AUDI	M	7000
100 2.8 V6 (AAH)	Hitachi MPI	90 – 94	OBD + AUDI	M	7000
100 4.2 S4 (ABH)	Motronic M2.4.1	92 – 94	OBD + AUDI	M	7000
A1 1.4 TFSi	Bosch MED17.5.25	14 >	OBD	B	7000
A2 1.4 16V (AUA)	Bosch MED17.5.2	08 >	OBD	B	7000
A3 1.4 TFSI	Marelli IAW-4LV	00 >	OBD	E	7000
A3 1.4 TFSi	Bosch MED17.5.25	14 >	OBD	B	7000
A3 1.6 16V (AEH/AKL)	Siemens SIMOS	96 – 02	OBD	E	7000
A3 1.6 16V (APF)	Siemens SIMOS 3.3	98 – 01	OBD	E	7000
A3 1.6 FSI	MED9.5.10	03 – 07	OBD	E	7000
A3 1.8 20V (AGN)	Motronic M3.8.5	96 – 02	OBD	E	7000
A3 1.8 20V (APG)	Motronic M7.5	98 >	OBD	E	7000
A3 1.8 Turbo (AGU)	Motronic M3.8.5	96 – 02	OBD	E	7000
A3 1.8 Turbo (AJQ/AQARZ)	Motronic ME7.5	98 >	OBD	E	7000
A3 1.8 Turbo (APP)	Motronic ME7.5.10	98 >	OBD	E	7000
A3 2.0 FSI	MED9.5.10	03 – 09	OBD	E	7000
A4 1.6 16V (ADP)	Motronic M3.2	94 – 97	OBD	F	7000
A4 1.6 16V (AHL/ARM)	Siemens SIMOS	95 – 99	OBD	F	7000
A4 1.8 20V (ADR)	Motronic M3.2.1	94 – 99	OBD	F	7000
A4 1.8 20V (APT)	Motronic M7.5	98 – 01	OBD	F	7000
A4 1.8 20V (TSi)	Motronic ME7.5	98 >	OBD	F	7000
A4 1.8 Turbo (AEB/AJL)	Motronic ME7	01 >	OBD	F	7000
A4 1.8 Turbo (ANB/ARK)	Bosch MED9.1	05 – 09	OBD	F	7000
A4 2.0 20V (AWA)	Bosch MED17.5	05 – 07	OBD	F	7000
A4 2.0 20V (TSi)	Motronic M3.8.2	97 – 00	OBD	F	7000
A4 2.0 TFSI	Motronic ME7.1	98 – 01	OBD	F	7000
A4 2.4 (AGA/JG/ALF)	Hella MPFI	94 – 98	OBD ou OBD + AUDI	M / F	7000
A4 2.4 (APS)	Bosch Motronic	99 >	OBD	F	7000
A4 2.6 V6 (ABC/ACZ)	Hitachi MPI	94 – 97	OBD ou OBD + AUDI	M / F	7000
A4 2.7 Turbo (AGB)	Motronic M3.8.2	95 – 98	OBD	F	7000
A4 2.8 V6 (AAH)	Bosch Motronic	98 >	OBD	F	7000
A4 2.8 V6 (ACK/ALG)	Bosch Motronic	01 >	OBD	F	7000
A4 2.8 V6 (AMX/APR/AQD)	Motronic M3.2.1	95 – 98	OBD ou OBD + AUDI	M / A	7000
A4 3.0 V6 (BBJ)	Motronic M3.8.2	98 >	OBD	A	7000
A6 1.8 20V (ADR)	Motronic ME7.5	99 >	OBD	A	7000
A6 1.8 20V (AJP)	Motronic M3.8.2	97 >	OBD	A	7000
A6 1.8 20V (ARH)	Motronic ME7.5	99 >	OBD	A	7000
A6 1.8 Turbo (AEB/AJL)	Mono Motr. MA1.2.3	94 – 98	OBD ou OBD + AUDI	M / A	7000
A6 1.8 Turbo (ANB/ARK)	Bosch Digifant	94 – 96	OBD ou OBD + AUDI	M / A	7000
A6 2.0 16V (AAE)	Bosch MED9.1	06 >	OBD	A	7000
A6 2.0 16V (ABK/ADW)	Motronic M3.8.2	97 >	OBD	A	7000
A6 2.0 TFSI	Motronic ME7.1	98 >	OBD	A	7000
A6 2.4 V6 (AGA/JG/ALF...)	Hella MPFI	94 – 98	OBD ou OBD + AUDI	M / A	7000
A6 2.4 V6 (APS/APZ)	Motronic ME7.1	99 >	OBD	A	7000
A6 2.6 V6 (ABC/ACZ)	Hitachi MPI	94 – 98	OBD ou OBD + AUDI	M / A	7000
A6 2.7 Biturbo (AJK)	Motronic M3.8.2	95 >	OBD	A	7000
A6 2.8 V6 (AAH/AEJ)	Motronic ME7.1	99 – 01	OBD	A	7000
A6 2.8 V6 (ACK/ALG)	Hitachi MPI	94 – 96	OBD ou OBD + AUDI	M / E	7000
A6 4.2 V8 (ARS)	Motronic M3.8.2	95 – 99	OBD	E	7000
A8 2.8 V6 (AAH/AEJ)	Bosch Motronic	95 – 99	OBD	F	7000

Modelos Modelos	Sistema Sistema	Ano Año	Conector Conector	Posição Posición	Scanner Scanner
--------------------	--------------------	------------	----------------------	---------------------	--------------------

### Sistema de Injeção Otto / Sistema de Inyección Otto

A8 2.8 V6 (ACK/ALG)	Bosch Motronic	94 – 98	OBD ou OBD+AUDI	M / F	7000
A8 3.7 V8 (AEW)	Motronic ME7.1.1	01 >	OBD	F	7000
A8 4.2 V8 (ABZ)	Motronic M3.2.1	97 – 01	OBD	F	7000
A8 6.0 V6 (ABZ)	Bosch Digifant	93 – 99	OBD ou OBD+AUDI	M / F	7000
Cabrio 1.8 20V (ADR)	Hella MPFI	94 – 01	OBD ou OBD+AUDI	M / F	7000
Cabrio 2.0 16V (ABK)	Hitachi MPI	94 – 96	OBD ou OBD+AUDI	M / F	7000
Cabrio 2.6 V6 (ABC/ACZ)	Bosch Digifant	91 – 95	OBD ou OBD+AUDI	M / B	7000
Cabrio 2.8 V6 (AAH)	Motronic M2.3.2	94 – 96	OBD ou OBD+AUDI	M / B	7000
Coupé 2.0 16V (ABK)	Hella MPFI	92 – 96	OBD ou OBD+AUDI	M / B	7000
Coupé 2.2 S2 (ABY)	Hitachi MPI	94 – 96	OBD ou OBD+AUDI	M / B	7000
Coupé 2.6 V6 (ABC)	Bosch MED17.1	10 >	OBD	B	7000
Coupé 2.8 V6 (AAH)	Motronic M2.3.2	94 – 97	OBD ou OBD+AUDI	M / B	7000
Q5 2.0 TFSI	Motronic ME7.5	98 – 02	OBD	E	7000
S6 2.2 Turbo (AAN)	Motronic ME7.5.10	98 >	OBD	E	7000
TT 1.8 Turbo (AJQ)	Bosch MED9.1	06 – 10	OBD	E	7000
TT 1.8 Turbo (APP)	Bosch MED17.5	08 >	OBD	F	7000
TT 2.0 TFSI	Motronic M3.8.2	95 – 00	OBD	F	7000

### Sistema de Injeção Diesel / Sistema de Inyección Diesel

A3 1.9 TDI (AGR)	Bosch EDC/EDC-15V	96 – 01	OBD	E	7000
A3 1.9 TDI (AJM/ANU/ASZ)	Bosch EDC/EDC-15P	98 >	OBD	E	7000
A4 1.9 DI (AFF)	Bosch EDC	96 – 01	OBD	F	7000
A4 1.9 TDI (1Z/AFN/AHH/AHU)	Bosch EDC	94 >	OBD ou OBD+AUDI	M / F	7000
A4 1.9 TDI (AJM/AVG)	Bosch EDC-15P	98 >	OBD	F	7000
A4 2.5 TDI V6 (AFB/AKE)	Bosch EDC	97 >	OBD	F	7000
A6 2.5 TDI V6 (AFB/AKE)	Bosch EDC	98 >	OBD	E	7000
A8 2.5 TDI V6 (AFB/AKE)	Bosch EDC	97 >	OBD	F	7000
Cabrio 1.9 TDI (1Z/AHU)	Bosch EDC	95 >	OBD	F	7000

### Sistema EPB (Electro-Mechanical Parking Brake) - Freio de Estacionamento

A4/S4/RS4/Cabriolet (8K)	EPB	08 >	OBD	F / B	7000
A5/S5 (8T)	EPB	07 >	OBD	F / B	7000
Q5 (8R)	EPB	08 >	OBD	B	7000
A6/S6/RS6/Allroad (4F/FB)	EPB	< 11	OBD	F / B	7000
A6 (4G/4H)	EPB	11 >	OBD	B	7000
A8/S8 (4E)	EPB	< 09	OBD	F / B	7000
A8/S8 (4H)	EPB	09 >	OBD	B	7000



Modelos Modelos	Sistema Sistema	Ano Año	Conector Conector	Posição Posición	Scanner Scanner
--------------------	--------------------	------------	----------------------	---------------------	--------------------

**Sistema de Injeção Otto / Sistema de Inyección Otto**

114i N13 (F20/F21)	MEVD17.25	11 >	OBD	C	7000
116i N13 (F20/F21)	MEVD17.25	11 >	OBD	C	7000
118i N13 (F20/F21)	MEVD17.25	10 >	OBD	C	7000
125i N20 (F20/F21)	MEVD17.24	10 >	OBD	C	7000
M135i/ix N55 (F20/F21)	MEVD17.26	11 >	OBD	C	7000
316 (E30) 1.6 (16 4 E1)	Motronic M1.3	88 - 94	OBD + BMW	J	7000
316 (E36) 1.6 (16 4 E1)	Motronic M1.7	90 - 94	OBD + BMW	J	7000
316 (E36) 1.6 (16 4 E2)	Motronic M1.7.2	94 - 98	OBD + BMW	J	7000
316i N13	MEVD17.25	12 >	OBD	C	7000
318 (E30) 1.8 (18 4 E1)	Motronic M1.3	87 - 95	OBD + BMW	J / M	7000
318 (E30) 1.8 (18 4 E2)	Motronic M1.7.2	92 - 98	OBD + BMW	J	7000
318 (E36) 1.8 (18 4 E1)	Motronic M1.7	91 - 98	OBD + BMW	J	7000
318 (E36) 1.8 (18 4 E2)	Motronic M1.7.3	92 - 98	OBD + BMW	J	7000
320 (E36) 2.0 (20 6 S1)	Siemens MS40.0/1	91 - 95	OBD + BMW	J / M	7000
320 (E36) 2.0 (20 6 S3)	Siemens MS41	94 - 99	OBD + BMW	J / M	7000
320 (E46) 2.0 (20 6 S4)	Siemens MS42	97 >	OBD ou OBD+ BMW	J ou B	7000
320 (E46) 2.2 (22 6 S1)	Siemens MS43	00 >	OBD	B	7000
320i/ix N20	MEVD17.24	12 >	OBD	C	7000
323 (E36) 2.5 (25 6 S3)	Siemens MS41	95 - 00	OBD + BMW	J	7000
323 (E36) 2.5 (25 6 S3)	Siemens MS41.0	95 - 00	OBD + BMW	J	7000
323 (E36) 2.5 (25 6 S3)	Siemens MS41.1	95 - 00	OBD + BMW	J	7000
323 (E36) 2.5 (25 6 S3)	Siemens MS41.1 USA	95 - 00	OBD + BMW	J	7000
323 (E46) 2.5 (25 6 S4)	Siemens MS42	97 - 01	OBD + BMW	J	7000
325 (E30) 2.5 (25 6 K1)	Motronic M1.1	86 - 93	OBD + BMW	J / M	7000
325 (E30) 2.5 (25 6 E1)	Motronic M1.3	86 - 93	OBD + BMW	J / M	7000
325 (E30) 2.7 (27 6 KA)	Motronic M1.1	86 - 90	OBD + BMW	J / M	7000
325 (E30) 2.7 (27 6 KA)	Motronic M1.3	86 - 90	OBD + BMW	J / M	7000
325 (E36) 2.5 (25 6 S1)	Motronic M3.1	91 - 92	OBD + BMW	J	7000
325 (E36) 2.5 (25 6 S2)	Motronic M3.3.1	93 - 95	OBD + BMW	J	7000
325 (E46) 2.5 (25 6 S5)	Siemens MS43	00 >	OBD	B	7000
325i N55	MEVD17.26	11 >	OBD	B	7000
328 (E36) 2.8 (28 6 S1)	Siemens MS41	95 - 00	OBD + BMW	J	7000
328 (E36) 2.8 (28 6 S1)	Siemens MS41.0	95 - 00	OBD + BMW	J	7000
328 (E36) 2.8 (28 6 S1)	Siemens MS41.1	95 - 00	OBD + BMW	J	7000
328 (E36) 2.8 (28 6 S1)	Siemens MS41.1 USA	95 - 00	OBD + BMW	J	7000
328 (E46) 2.8 (28 6 S2)	Siemens MS42	97 - 01	OBD + BMW	J	7000
328i N20	MEVD17.24	11 >	OBD	B	7000
330 (E46) 3.0 (30 6 S3)	Siemens MS43	00 >	OBD	B	7000
335i N55	MEVD17.26	11 >	OBD	B	7000
518 (E30) 1.8 (18 4 E1)	Motronic M1.3	87 - 95	OBD + BMW	J	7000
518 (E30) 1.8 (18 4 E2)	Motronic M1.7.2	92 - 98	OBD + BMW	J	7000
518 (E36) 1.8 (18 4 E1)	Motronic M1.7	91 - 98	OBD + BMW	J	7000
518 (E36) 1.8 (18 4 E2)	Motronic M1.7.3	92 - 98	OBD + BMW	J	7000
520 (E34) 2.0 (20 6 S1)	Siemens MS40.0/1	91 - 95	BMW	J	7000
520 (E39) 2.0 (20 6 S3)	Siemens MS41/41.0	95 - 99	BMW	J	7000
520 (E39) 2.0 (20 6 S4)	Siemens MS42	98 >	OBD ou OBD+BMW	J ou B	7000
520 (E39) 2.2 (22 6 S1)	Siemens MS43	00 >	OBD	B	7000
523 (E39) 2.5 (25 6 S3)	Siemens MS41	95 - 00	OBD + BMW	J	7000
523 (E39) 2.5 (25 6 S3)	Siemens MS41.0	95 - 00	OBD + BMW	J	7000
523 (E39) 2.5 (25 6 S3)	Siemens MS41.1	95 - 00	OBD + BMW	J	7000
523 (E39) 2.5 (25 6 S3)	Siemens MS41.1 USA	95 - 00	OBD + BMW	J	7000
523 (E39) 2.5 (25 6 S4)	Siemens MS42	98 - 01	OBD ou OBD+BMW	J ou B	7000
525 (E34) 2.5 (25 6 S1)	Motronic M3.1	91 - 92	OBD + BMW	J / M	7000
525 (E34) 2.5 (25 6 S2)	Motronic M3.3.1	93 - 95	OBD + BMW	J / M	7000
525 (E39) 2.5 (25 6 S5)	Siemens MS43	00 >	OBD	B	7000
528 (E39) 2.8 (28 6 S1)	Siemens MS41	95 - 99	OBD + BMW	J	7000
528 (E39) 2.8 (28 6 S1)	Siemens MS41.0	95 - 99	OBD + BMW	J	7000
528 (E39) 2.8 (28 6 S1)	Siemens MS41.1	95 - 99	OBD + BMW	J	7000
528 (E39) 2.8 (28 6 S1)	Siemens MS41.1 USA	95 - 99	OBD + BMW	J	7000
528 (E39) 2.8 (28 6 S2)	Siemens MS42	98 - 01	OBD + BMW	J	7000



Modelos Modelos	Sistema Sistema	Ano Año	Conector Conector	Posição Posición	Scanner Scanner
--------------------	--------------------	------------	----------------------	---------------------	--------------------

**Sistema de Injeção Otto / Sistema de Inyección Otto**

530 (E39) 3.0 (30 6 S3)	Siemens MS43	00 >	OBD	B	7000
535 (E28) 3.4 (34 6 EC)	Motronic M1.1 / 1.3	86 – 94	OBD + BMW	J / M	7000
535 (E39) 3.5 (35 8 S1)	Motronic M5.2	96 – 98	OBD + BMW	J / M	7000
535 (E39) 3.5 (35 8 S2)	Motronic M5.2.1	96 – 98	OBD + BMW	J / M	7000
540 (E34) 4.0 (40 8 S1)	Motronic M3.3	93 – 96	OBD + BMW	J	7000
540 (E39) 4.4 (44 8 S1)	Motronic M5.2	96 – 98	OBD + BMW	J	7000
540 (E39) 4.4 (44 8 S2)	Motronic M5.2.1	96 – 98	OBD + BMW	J	7000
635 (E24) 3.4 (34 6 EC)	Motronic 1.1	85 – 88	OBD + BMW	J	7000
635 (E24) 3.4 (34 6 EC)	Motronic 1.3	88 – 89	OBD + BMW	J	7000
640i N55	MEVD17.26	11 >	OBD	B	7000
650i N63	MEVD17.28	12 >	OBD	B	7000
728 (E38) 2.8 (28 6 S1)	Siemens MS41	95 – 99	OBD + BMW	J	7000
728 (E38) 2.8 (28 6 S1)	Siemens MS41.0	95 – 99	OBD + BMW	J	7000
728 (E38) 2.8 (28 6 S1)	Siemens MS41.1	95 – 99	OBD + BMW	J	7000
728 (E38) 2.8 (28 6 S1)	Siemens MS41.1 USA	95 – 99	OBD + BMW	J	7000
728 (E38) 2.8 (28 6 S2)	Siemens MS42	98 – 01	OBD + BMW	J	7000
730 (E32) 3.0 (30 6 KA)	Motronic 1.1	86 – 88	OBD + BMW	J	7000
730 (E32) 3.0 (30 6 KA)	Motronic 1.3	88 – 94	OBD + BMW	J	7000
730 (E38) 3.0 (30 8 S1)	Motronic 3.3	93 – 98	OBD + BMW	J	7000
735 (E32) 3.4 (34 6 EC)	Motronic 1.1	86 – 88	OBD + BMW	J	7000
735 (E32) 3.4 (34 6 EC)	Motronic 1.3	88 – 94	OBD + BMW	J	7000
735 (E38) 3.5 (35 8 S1)	Motronic M5.2	94 – 01	OBD + BMW	J	7000
735 (E38) 3.5 (35 8 S2)	Motronic M5.2.1	94 – 01	OBD + BMW	J	7000
740 (E32) 4.0 (40 8 S1)	Motronic M3.3	90 – 96	OBD + BMW	J	7000
740 (E38) 4.4 (44 8 S1)	Motronic M5.2	94 – 98	OBD + BMW	J	7000
740 (E38) 4.4 (44 8 S2)	Motronic M5.2.1	94 – 98	OBD + BMW	J	7000
740i N55	MEVD17.26	11 >	OBD	B	7000
750 (E32) 5.0 (50 1 2A)	Motronic M1.2 (L/R)	86 – 95	OBD + BMW	J	7000
750 (E32) 5.0 (50 1 2A)	Motronic M1.7 (L/R)	86 – 95	OBD + BMW	J	7000
750 (E38) 5.4 (54 1 22)	Motronic M5.2.1 (L/R)	97 – 01	OBD + BMW	J	7000
750i N63	MEVD17.28	12 >	OBD + BMW	J	7000
840 (E31) 4.0 (40 8 S1)	Motronic M3.3	92 – 97	OBD	B	7000
850 (E31) 5.0 (50 1 2A)	Motronic M1.2 (L/R)	89 – 97	OBD + BMW	J / M	7000
850 (E31) 5.0 (50 1 2A)	Motronic M1.7 (L/R)	89 – 97	OBD + BMW	J / M	7000
850 (E31) 5.4 (54 1 22)	Motronic M5.2.1 (L/R)	94 – 99	OBD + BMW	J / M	7000
M3 (E36) 3.0 (30 6 S1)	Motronic 3.3	92 – 93	OBD + BMW	J / M	7000
M5 (E34) 3.6 (36 6 S1)	Motronic 1.2	88 – 92	OBD + BMW	J / M	7000
M5 (E34) 3.8 (38 6 S1)	Motronic M3.3	91 – 96	OBD + BMW	J / M	7000
X3 2.0ix N20	MEVD17.24	11 >	OBD	B	7000
X3 2.0ix N20	MEVD17.24	11 >	OBD	B	7000
X3 3.5ix N55	MEVD17.26	11 >	OBD	B	7000
X5 (E53) 3.0 (30 6 S3)	Siemens MS43	00 >	OBD	B	7000
Z3 (E36) 1.8 (18 4 E2)	Motronic M1.7.2/3	95 – 99	OBD + BMW	J	7000
Z3 (E36) 1.9 (19 4 S1)	Bosch M5.2	95 – 98	OBD + BMW	J	7000
Z3 (E36) 2.0 (20 6 S4)	Siemens MS42	99 – 01	OBD + BMW	J	7000
Z3 (E36) 2.2 (22 6 S1)	Siemens MS43	01 >	OBD	B	7000
Z3 (E36) 2.5 (25 6 S4)	Siemens MS42	98 – 01	OBD + BMW	J	7000
Z3 (E36) 2.8 (28 6 S1)	Siemens MS41	97 – 98	OBD + BMW	J	7000
Z3 (E36) 2.8 (28 6 S1)	Siemens MS42	98 – 01	OBD + BMW	J	7000
Z3 (E36) 3.0 (30 6 S3)	Siemens MS43	01 >	OBD	B	7000
Z3 (E36) 3.2 (32 6 S2)	Siemens MS41.2	96 – 01	OBD + BMW	J	7000
Z4 1.8i N20	MEVD17.24	11 >	OBD	B	7000
Z4 2.0i N20	MEVD17.24	11 >	OBD	B	7000
Z4 2.8i N20	MEVD17.24	11 >	OBD	B	7000



Modelos Modelos	Sistema Sistema	Ano Año	Conector Conector	Posição Posición	Scanner Scanner
--------------------	--------------------	------------	----------------------	---------------------	--------------------

### **Sistema Air Bag / Sistema de Air Bag**

BMW	SR1 / SR2	88 – 94	OBD + BMW	J	7000
320	MRS4	01 – 03	OBD	B	7000
SRS BMW UDS	ACSM4 UDS	11 >	OBD	B	7000

### **Sistema ABS / Sistema de ABS**

318	Teves Mark IV	89 – 93	OBD + BMW	J	7000
320	MK20	01 – 03	OBD	B	7000
325	Teves Mark IV	92 – 97	OBD + BMW	J	7000
525	Teves Mark IV	92 – 97	OBD + BMW	J	7000
ABS BMW UDS	ESP MK100 UDS	11 >	OBD	B	7000

### **Sistema de Painel de Instrumentos / Sistema de Panel de Instrumentos**

BMW (Óleo e Inspeção)	Painel BMW	89 – 98	OBD + BMW	J	7000
IC BMW UDS	Painel 4.0 UDS	11 >	OBD	B	7000

### **Sistema de Transmissão Automática / Sistema de Transmisión Automática**

318	A4S310R	93 – 95	OBD + BMW	J	7000
325	A4S310R	93 – 95	OBD + BMW	J	7000
525	A4S310R	93 – 95	OBD + BMW	J	7000
AT UDS	AT 8 Velocidade UDS	11 >	OBD	B	7000



**CHAMONIX**

Modelos Modelos	Sistema Sistema	Ano Año	Conector Conector	Posição Posición	Scanner Scanner
--------------------	--------------------	------------	----------------------	---------------------	--------------------

**Sistema de Injeção Otto / Sistema de Inyección Otto**

Speedster 356	Chamonix	04 >	OBD + C1300	F	7000
Spyder 550S	Chamonix	04 >	OBD + C1300	F	7000



Modelos Modelos	Sistema Sistema	Ano Año	Conector Conector	Posição Posición	Scanner Scanner
--------------------	--------------------	------------	----------------------	---------------------	--------------------

**Sistema de Injeção Otto / Sistema de Inyección Otto**

Face (A1) 1.3 8V	Bosch ME7.9.7	10 >	OBD	Q	7000
Tiggo (T11) 2.0 16V	Bosch ME7.9.7	10 >	OBD	B	7000
Cielo (A3) 1.6 16V	Bosch ME7.9.7	10 >	OBD	B	7000
QQ 1.1 8V	Continental SIMK31	10 >	OBD	H	7000

**Sistema de Air Bag / Sistema de Air Bag**

Face (A1) 1.3 8V	SRS	10 >	OBD	Q	7000
Tiggo (T11) 2.0 16V	SRS	10 >	OBD	B	7000
Cielo (A3) 1.6 16V	SRS	10 >	OBD	B	7000
QQ 1.1 8V	SRS	10 >	OBD	H	7000

**Sistema ABS / Sistema de ABS**

Face (A1) 1.3 8V	ABS	10 >	OBD	Q	7000
Tiggo (T11) 2.0 16V	ABS	10 >	OBD	B	7000
Cielo (A3) 1.6 16V	ABS	10 >	OBD	B	7000

**Sistema de Imobilizador / Sistema de Inmovilizador**

Face (A1) 1.3 8V	IMOB-CHERY	10 >	OBD	Q	7000
Tiggo (T11) 2.0 16V	IMOB-CHERY	10 >	OBD	B	7000
Cielo (A3) 1.6 16V	IMOB-CHERY	10 >	OBD	B	7000

**Sistema de Painel de Instrumentos / Sistema de Pannel de Instrumentos**

Face (A1) 1.3 8V	Painel	10 >	OBD	Q	7000
------------------	--------	------	-----	---	------

Modelos Modelos	Sistema Sistema	Ano Año	Conector Conector	Posição Posición	Scanner Scanner
--------------------	--------------------	------------	----------------------	---------------------	--------------------

**Sistema de Injeção Otto / Sistema de Inyección Otto**

Caravan 2.0 16V	MPI (OBD II - ISO)	96 - 01	OBD	C	7000
Caravan 2.0 16V	CHRYSLER (VPW)	02 >	OBD	C	7000
Caravan 2.4 16V	MPI (OBD II - ISO)	96 - 01	OBD	C	7000
Caravan 2.4 16V	CHRYSLER (VPW)	02 >	OBD	C	7000
Caravan 3.3 V6	MPI (OBD II - ISO)	96 - 01	OBD	C	7000
Caravan 3.3 V6	CHRYSLER (VPW)	02 >	OBD	C	7000
Caravan 3.8 V6	MPI (OBD II - ISO)	96 - 01	OBD	C	7000
Caravan 3.8 V6	CHRYSLER (VPW)	02 >	OBD	C	7000
Gran Caravan 2.4 16V	MPI (OBD II - ISO)	96 - 01	OBD	C	7000
Gran Caravan 2.4 16V	CHRYSLER (VPW)	02 >	OBD	C	7000
Gran Caravan 3.0	MPI (OBD II - ISO)	96 - 01	OBD	C	7000
Gran Caravan 3.0	CHRYSLER (VPW)	02 >	OBD	C	7000
Gran Caravan 3.3 V6	MPI (OBD II - ISO)	96 - 01	OBD	C	7000
Gran Caravan 3.3 V6	CHRYSLER (VPW)	02 >	OBD	C	7000
Gran Caravan 3.8 V6	MPI (OBD II - ISO)	96 - 01	OBD	C	7000
Gran Caravan 3.8 V6	CHRYSLER (VPW)	02 >	OBD	C	7000
Neon 1.8 16V	MPI (OBD II - ISO)	96 - 01	OBD	C	7000
Neon 1.8 16V	CHRYSLER (VPW)	02 >	OBD	C	7000
Neon 2.0 16V	MPI (OBD II - ISO)	96 - 01	OBD	C	7000
Neon 2.0 16V	CHRYSLER (VPW)	02 >	OBD	C	7000
PT-Cruiser 2.4 16V	HUNTSVILLE	00 - 06	OBD	C	7000
Stratus 2.0 16V	MPI (OBD II - ISO)	96 - 01	OBD	C	7000
Stratus 2.0 16V	CHRYSLER (VPW)	02 >	OBD	C	7000
Stratus 2.4 16V	MPI (OBD II - ISO)	96 - 01	OBD	C	7000
Stratus 2.4 16V	CHRYSLER (VPW)	02 >	OBD	C	7000
Stratus 2.5 V6 24V	MPI (OBD II - ISO)	96 - 01	OBD	C	7000
Stratus 2.5 V6 24V	CHRYSLER (VPW)	02 >	OBD	C	7000

**Sistema de Transmissão Automática / Sistema de Transmisión Automática**

PT-Cruiser 2.4 16V	TCM	00 >	OBD	C	7000
--------------------	-----	------	-----	---	------

**Sistema ABS / Sistema de ABS**

PT-Cruiser 2.4 16V	Teves	00 >	OBD	C	7000
--------------------	-------	------	-----	---	------



CITROËN



Modelos Modelos	Sistema Sistema	Ano Año	Conector Conector	Posição Posición	Scanner Scanner
--------------------	--------------------	------------	----------------------	---------------------	--------------------

**Sistema de Injeção Otto / Sistema de Inyección Otto**

AX 1.0 8V	Bosch MA3.0	92 – 97	OBD+C1300+Inversor	J	7000
AX 1.4 8V	Bosch MA3.0	93 – 97	OBD+C1300+Inversor	J	7000
Berlingo 1.1 8V	Bosch MA3.1	96 >	OBD ou OBD+C1400	B / C	7000
Berlingo 1.1 8V	Bosch M7.4.4	00 >	OBD	C	7000
Berlingo 1.4 8V	Sagem SL96	96 – 99	OBD ou OBD+C1400	B / C	7000
Berlingo 1.4 8V	Marelli IAW-1AP	96 – 99	OBD ou OBD+C1400	B / C	7000
Berlingo 1.4 8V	Bosch MP7.3	97 >	OBD	C	7000
Berlingo 1.4 8V	Sagem 2000	00 >	OBD	C	7000
Berlingo 1.6 16V	Bosch ME7.4.4	00 >	OBD	C	7000
Berlingo 1.8 8V	Marelli IAW-1AP	96 >	OBD	C	7000
C3 1.4 8V (KfV)	Sagem 2000	02 – 05	OBD	C	7000
C3 1.4 8V Flex	Bosch ME7.4.4F	06 >	OBD	C	7000
C3 1.5 8V	Valeo 34.5	12 >	OBD	C	7000
C3 1.6 16V (NFU)	Bosch ME7.4.4 / ME7.4.5	02 – 05	OBD	C	7000
C3 1.6 16V Flex	Bosch ME7.4.4F / ME7.4.5F	06 >	OBD	C	7000
C3 1.6 16V VTI	Bosch ME7.4.9D	14 >	OBD	C	7000
C4 1.6 16V Flex	Bosch ME7.4.9C	08 >	OBD	E	7000
C4 1.6 16V THP	Bosch MED17.4.2	15 >	OBD	C	7000
C4 2.0 16V	Marelli IAW-6LP	08 >	OBD	E	7000
C4 2.0 16V Flex	Marelli IAW-6KP	08 >	OBD	E	7000
C5 1.8 16V (6FZ)	Sagem 2000	01 >	OBD	B	7000
C5 2.0 16V (RFN)	Marelli IAW-4.8P	01 >	OBD	B	7000
C5 2.0 16V (RFN)	Marelli IAW-4MP	01 >	OBD	B	7000
C5 2.0 16V (RFN)	Marelli IAW-6LP	01 >	OBD	B	7000
C5 3.0 24V (XFX)	Bosch ME7.4.6	01 >	OBD	B	7000
C8 2.0 16V (RFN)	Marelli IAW-4.8P	02 >	OBD	B	7000
C8 2.0 16V (RFN)	Marelli IAW-4MP	02 >	OBD	B	7000
C8 2.0 16V (RFN)	Marelli IAW-6LP	02 >	OBD	B	7000
C8 3.0 24V (XFX)	Bosch ME7.4.6	02 >	OBD	B	7000
DS3/4/5 1.6 16V THP	Bosch MED17.4.2	14 >	OBD	C	7000
Evasion 2.0 16V	Marelli IAW-4.8P	00 >	OBD	B	7000
Evasion 2.0 16V	Marelli IAW-4MP	00 >	OBD	B	7000
Jumpy 2.0 16V	Marelli IAW-4.8P	00 >	OBD	B	7000
Jumpy 2.0 16V	Marelli IAW-4MP	00 >	OBD	B	7000
Jumpy 2.0 16V	Marelli IAW-6LP	00 >	OBD	B	7000
Saxo 1.0 8V	Bosch MA3.1	96 >	OBD ou OBD+C1400	B	7000
Saxo 1.1 8V	Bosch MA3.1	96 >	OBD ou OBD+C1400	B	7000
Saxo 1.1 8V	Bosch M7.4.4	00 >	OBD	B	7000
Saxo 1.4 8V	Marelli IAW-1AP	96 – 99	OBD ou OBD+C1400	B	7000
Saxo 1.4 8V	Bosch MP7.3	97 >	OBD	B	7000
Saxo 1.4 8V	Sagem 2000	00 >	OBD	B	7000
Saxo 1.6 8V	Bosch MP5.1	> 96	OBD ou OBD+C1400	B	7000
Saxo 1.6 8V	Bosch MP5.2	96 – 99	OBD ou OBD+C1400	B	7000
Saxo 1.6 8V	Bosch MP7.2	97 >	OBD	B	7000
Saxo 1.6 8V	Bosch M7.4.4	00 >	OBD	B	7000
Saxo 1.6 16V	Bosch ME7.4.4	00 >	OBD	B	7000
Saxo 1.6 16V	Marelli IAW4.8P	00 >	OBD	B	7000
Xantia 1.6 8V	Marelli IAW 8P	93 – 97	OBD + C1300	J	7000
Xantia 1.8 8V	Marelli IAW 8P	95 – 97	OBD + C1300	J	7000
Xantia 1.8 8V	Bosch MP5.1	93 – 97	OBD + C1300+Inv.ouC1400	J / B	7000
Xantia 1.8 8V	Marelli IAW-1AP	97 >	OBDouOBD+C1400	B	7000
Xantia 1.8 16V	Bosch MP5.1.1	95 >	OBD + C1400	B	7000
Xantia 1.8 16V	Bosch MP5.2	96 >	OBD + C1400	B	7000
Xantia 1.8 16V	Sagem SL96	96 – 98	OBD + C1400	B	7000
Xantia 2.0 8V	Marelli IAW 8P	93 – 98	OBD + C1400	B	7000
Xantia 2.0 16V	Bosch MP3.2	97 – 99	OBD + C1400	B	7000
Xantia 2.0 16V	Bosch MP5.1.1	94 >	OBD + C1400	B	7000
Xantia 2.0 16V	Bosch MP5.2	94 >	OBD + C1400	B	7000
Xantia 2.0 16V Turbo	Bosch MP3.2	93 - 99	OBD + C1400	B	7000
XM 2.0 8V Turbo	Bosch MP3.2	93 - 98	OBD + C1400 + C1300	N / B	7000



CITROËN



Modelos Modelos	Sistema Sistema	Ano Año	Conector Conector	Posição Posición	Scanner Scanner
--------------------	--------------------	------------	----------------------	---------------------	--------------------

**Sistema de Injeção Otto / Sistema de Inyección Otto**

XM 2.0 8V	Bosch MP5.1	89 - 94	OBD + C1400	B	7000
Xsara 1.4 8V	Sagem SL96	97 >	OBD	B	7000
Xsara 1.4 8V	Marelli IAW-1AP	97 >	OBD	B	7000
Xsara 1.4 8V	Bosch MP7.3	97 >	OBD	B	7000
Xsara 1.4 8V	Bosch MP7.3	97 - 99	OBD	B	7000
Xsara 1.4 8V	Sagem SL96	97 - 99	OBD	B	7000
Xsara 1.4 8V	IAW-1AP	97 - 99	OBD	B	7000
Xsara 1.6 8V	MP5.2 / MP7.2	97	OBD	B	7000
Xsara 1.8 8V	IAW-1AP	97 >	OBD	B	7000
Xsara 1.8 16V	Sagem SL96	97 - 99	OBD	B	7000
Xsara 2.0 16V	MP5.2 / IAW-1AP	97 - 99	OBD	B	7000
Xsara II 1.4 8V	Sagem 2000	00 >	OBD	B	7000
Xsara II 1.6 8V	Bosch MP7.4.4	00 >	OBD	B	7000
Xsara II 1.6 16V	Bosch MP7.4.4	00 >	OBD	B	7000
Xsara II 2.0 16V	IAW-4.8P/IAW-4MP	00 >	OBD	B	7000
Xsara II 2.0 16V	IAW-6LP	00 >	OBD	B	7000
Xsara Picasso 1.6 8V	Bosch MP7.4.4	00 >	OBD	B	7000
Xsara Picasso 1.6 16V	MP7.4.4 / MP7.4.5	00 >	OBD	B	7000
Xsara Picasso 1.6 16V	Bosch MP7.4.9	00 >	OBD	B	7000
Xsara Picasso 1.6 Flex	MP7.4.4.5F/MP7.4.9F	06 >	OBD	B	7000
Xsara Picasso 2.0 16V	IAW-4.8P / IAW-4MP	00 >	OBD	B	7000
Xsara Picasso 2.0 16V	IAW-6 LP	00 >	OBD	B	7000
ZX 1.1 8V	Bosch MA3.0 / MA3.1	94 - 97	OBD + C1300 + Inversor	N	7000
ZX 1.4 8V	Bosch MA3.0	92 - 96	OBD + C1300 + Inversor	N	7000
ZX 1.4 8V	MP 5.2 / IAW-1AP	96 >	OBD + C1300 + Inv. ou C1400	B / N	7000
ZX 1.6 8V	IAW-8P / IAW-8P(S.L)	93 - 97	OBD + C1300	N / J	7000
ZX 1.6 8V	Bosch MP 5.2	96 >	OBD + C1300 + Inv. ou C1400	N / J	7000
ZX 1.8 8V	IAW-8P / MP 5.1	93 - 97	OBD + C1300	N / J	7000
ZX 1.8 16V	Bosch MP 5.2	96 >	BD2/ISO + C1300 + Inversor	N / J	7000
ZX 2.0 8V	IAW-8P / IAW-8P(S.L)	92 >	OBD + C1300	N / J	7000
ZX 2.0 16V	Bosch MP3.2	93 - 97	OBD + C1300 + Inv. ou C1400	B / N	7000
ZX 2.0 16V	Bosch MP3.2	92 - 97	OBD + C1300 + Inv. ou C1400	B / N	7000
ZX 2.0 16V	IAW-1AP	96 - 98	OBD + C1300 + Inv. ou C1400	B / N	7000
ZX 2.0 Turbo	Bosch MP3.2	95 >	OBD + C1300 + Inv. ou C1400	B / N	7000

**Sistema de Injeção Diesel / Sistema de Inyección Diesel**

Berlingo 1.9 D	Lucas EPIC DCN2	00 >	OBD	C	7000
Berlingo 2.0 HDI	Bosch EDC-15C2	99 >	OBD	C	7000
Berlingo 2.0 HDI	Bosch EDC-15C3	00 >	OBD	C	7000
Berlingo 2.0 HDI	Siemens SID-801	00 >	OBD	C	7000
Evasion 1.9 D	Lucas EPIC DCN2	00 >	OBD	B	7000
Evasion 2.0 HDI	Bosch EDC-15C2	99 >	OBD	B	7000
Evasion 2.0 HDI	Bosch EDC-15C3	00 >	OBD	B	7000
C5 2.0 HDI	Bosch EDC-15C3	00 >	OBD	B	7000
C5 2.2 HDI	Bosch EDC-15C3	01 >	OBD	B	7000
C8 2.0 HDI	Bosch EDC-15C3	01 >	OBD	B	7000
C8 2.2 HDI	Bosch EDC-15C3	02 >	OBD	B	7000
Jumper 2.3 HDI	Bosch EDC-16C39	09 - 11	OBD	B	7000
Jumper 2.3 HDI	Marelli 8DF3	12 >	OBD	B	7000
Jumpy 1.9 D	Lucas EPIC DCN2	00 >	OBD	B	7000
Jumpy 2.0 HDI	Bosch EDC-15C2	99 >	OBD	B	7000
Jumpy 2.2 HDI	Bosch EDC-15C3	02 >	OBD	B	7000
Xantia 2.0 HDI	Bosch EDC-15C2	99 >	OBD	B	7000
Xsara 2.0 HDI	Bosch EDC-15C2	99 >	OBD	B	7000
Xsara II 1.9 D	Lucas EPIC DCN2	00 >	OBD	B	7000
Xsara II 2.0 HDI	Bosch EDC-15C2	00 >	OBD	B	7000
Xsara II 2.0 HDI	Bosch EDC-15C2	01 >	OBD	B	7000
Xsara Picasso 2.0 HDI	Bosch EDC-15C2	99 >	OBD	B	7000
Xsara Picasso 2.0 HDI	Bosch EDC-15C3	01 >	OBD	B	7000
Xsara Picasso 2.0 HDI	Siemens SID-801	01 >	OBD	B	7000

Modelos Modelos	Sistema Sistema	Ano Año	Conector Conector	Posição Posición	Scanner Scanner
--------------------	--------------------	------------	----------------------	---------------------	--------------------

**Sistema de Air Bag / Sistema de Air Bag**

Berlingo	Autoliv EC5/AC4	00 – 02	OBD	B	7000
Berlingo	Autoliv ACU	03 >	OBD	B	7000
C2	Autoliv ACU	03 >	OBD	B	7000
C3	Autoliv ACU	02 >	OBD	B	7000
C3	Siemens	03 >	OBD	B	7000
C3	Temec	03 >	OBD	B	7000
C3	SRS - PSA	12 >	OBD	C	7000
C4	Autoliv ACU-C	08 >	OBD	E	7000
C5	Autoliv ACU	03 >	OBD	B	7000
C5	Siemens	03 >	OBD	B	7000
C5	Temec	03 >	OBD	B	7000
C8	Temec	03 >	OBD	B	7000
Evasion	Autoliv EC5/AC4	00 – 02	OBD	B	7000
Evasion	Autoliv ACU	03 >	OBD	B	7000
Jumpy	Autoliv EC5/AC4	00 – 02	OBD	B	7000
Jumpy	Autoliv ACU	03 >	OBD	B	7000
Saxo	Autoliv EC5/AC4	98 – 03	OBD	B	7000
Saxo	Autoliv ACU	03 >	OBD	B	7000
Xantia	Autoliv EC5/AC4	98 >	OBD	B	7000
Xsara	Autoliv EC5/AC4 (FRT)*	> 00	OBD	B	7000
Xsara	Autoliv EC5/AC4 (LD)*	> 00	OBD	B	7000
Xsara	Autoliv EC5/AC4 (LE)*	> 00	OBD	B	7000
Xsara II	Autoliv ACU	00 >	OBD	B	7000
Xsara II	Siemens	00 >	OBD	B	7000
Xsara II	Temec	00 >	OBD	B	7000
Xsara Picasso	Autoliv EC5/AC4 (FRT)*	99 >	OBD	B	7000
Xsara Picasso	Autoliv EC5/AC4 (LD)*	99 >	OBD	B	7000
Xsara Picasso	Autoliv EC5/AC4 (LE)*	99 >	OBD	B	7000
Xsara Picasso	Autoliv ACU (1)	00 >	OBD	B	7000
Xsara Picasso	Autoliv ACU (2)	00 >	OBD	B	7000

**Sistema ABS / Sistema ABS**

C3	ABS MK70.2	12 >	OBD	C	7000
C4	ABS - Bosch 8.1	08 >	OBD	E	7000
C4	ABS - Bosch 8.1 ESP	08 >	OBD	E	7000

**Sistema de Transmissão Automática / Sistema de Transmisión Automática**

C3	AT 4M	12 >	OBD	C	7000
C4	AL4-C	08 >	OBD	E	7000

**Sistema de Imobilizador / Sistema de Inmovilizador**

C3	BSI	02 >	OBD	B	7000
----	-----	------	-----	---	------

**Sistema Body Computer (Carroceria) / Sistema Body Computer (Carroceria)**

C3	BSI	02 >	OBD	B	7000
----	-----	------	-----	---	------

**Reset Serviço de Manutenção**

C4	BSI	08 >	OBD	E	7000
----	-----	------	-----	---	------

Modelos Modelos	Sistema Sistema	Ano Año	Conector Conector	Posição Posición	Scanner Scanner
--------------------	--------------------	------------	----------------------	---------------------	--------------------

**Sistema de Injeção Otto / Sistema de Inyección Otto**

Towner Jr 1.0 8V	Bosch M7.9.7	10 >	OBD	B	7000
Towner 1.0 8V	Delphi MT20U2	10 >	OBD	B	7000



Modelos Modelos	Sistema Sistema	Ano Año	Conector Conector	Posição Posición	Scanner Scanner
--------------------	--------------------	------------	----------------------	---------------------	--------------------

**Sistema de Injeção Otto / Sistema de Inyección Otto**

Super Nova 1.4	Sirus 32	98 >	OBD	H	7000
----------------	----------	------	-----	---	------



**DAEWOO**



Modelos Modelos	Sistema Sistema	Ano Año	Conector Conector	Posição Posición	Scanner Scanner
--------------------	--------------------	------------	----------------------	---------------------	--------------------

**Sistema de Injeção Otto / Sistema de Inyección Otto**

Espero 2.0 MPI	Multec	94 – 97	OBD + ALDL-12	I	7000
Prince 2.0 MPI	Multec	93 – 95	OBD + ALDL-12	I	7000
Supersalon 2.0 MPI	Multec	93 – 95	OBD + ALDL-12	I	7000



**DODGE**



Modelos Modelos	Sistema Sistema	Ano Año	Conector Conector	Posição Posición	Scanner Scanner
--------------------	--------------------	------------	----------------------	---------------------	--------------------

**Sistema de Injeção Otto / Sistema de Inyección Otto**

Dakota 2.5 V6 24V	MPI (OBD-II)	96 – 99	OBD	C / H	7000
Dakota 3.9 V6	MPI (OBD-II)	96 – 99	OBD	C / H	7000
Journey 2.7 V6	HUNTSVILLE	09 – 11	OBD	C	7000
Ram 2500 5.2	MPI (OBD-II)	96 – 99	OBD	C / H	7000

**Sistema ABS / Sistema ABS**

Journey	ABS - Ate	09 – 11	OBD	C	7000
---------	-----------	---------	-----	---	------

**Sistema de Air Bag / Sistema de Air Bag**

Journey	SRS - Continental	09 – 11	OBD	C	7000
---------	-------------------	---------	-----	---	------

**Sistema de Transmissão Automática / Sistema de Transmisión Automática**

Journey	AT-6	09 – 11	OBD	C	7000
---------	------	---------	-----	---	------



Modelos Modelos	Sistema Sistema	Ano Año	Conector Conector	Posição Posición	Scanner Scanner
--------------------	--------------------	------------	----------------------	---------------------	--------------------

**Sistema de Injeção Otto / Sistema de Inyección Otto**

Effa Furgão	Bosch M7.9.7 / Delphi MT20U2	08 >	OBD	B	7000
Effa Picape	Bosch M7.9.7 / Delphi MT20U2	08 >	OBD	B	7000
Effa Van	Bosch M7.9.7 / Delphi MT20U2	08 >	OBD	B	7000

Modelos Modelos	Sistema Sistema	Ano Año	Conector Conector	Posição Posición	Scanner Scanner
--------------------	--------------------	------------	----------------------	---------------------	--------------------

## Sistema de Injeção Otto / Sistema de Inyección Otto

Brava 1.2 16V	Motronic M1.5.5	98	OBD + FIAT	L	7000
Brava 1.6 16V	IAW - 1AF/1AB	99 >	OBD + FIAT	L	7000
Brava 1.6 16V	IAW-49F ou IAW-59F	00 >	OBD + FIAT	L	7000
Brava 1.8 16V	Hitachi M159	99 >	OBD + FIAT	M	7000
Bravo 1.2 16V	Motronic M1.5.5	98	OBD + FIAT	L	7000
Bravo 1.8 16V E.torQ	IAW-7GF	10 >	OBD + FIAT	B	7000
Bravo 2.0 20V	Motronic 2.10.4	98 >	OBD	L	7000
Coupe 2.0 16V	IAW-P8A	95 - 96	OBD + FIAT	K	7000
Coupe 2.0 20V	Motronic 2.10.4	96 >	OBD + FIAT	L	7000
Coupe Turbo	Motronic 2.10.4	96 >	OBD + FIAT	L	7000
Doblò 1.3 16V	ME7.9.6	01 >	OBD	B	7000
Doblò 1.6 16V	IAW-59F	01 >	OBD	B	7000
Doblò 1.8 8V	IAW-59F	03 >	OBD	B	7000
Doblò 1.8 8V	Delphi MT27E	05 >	OBD	B	7000
Doblò 1.8 16V E.torQ	IAW-4GF	10 >	OBD	B	7000
Elba 1.5 I.E. / 1.6 I.E.	IAW-G6/G7	93 - 96	OBD + FIAT	L / H	7000
Elba 1.6 MPI (*)	Motronic 1.5.4	95 - 96	OBD + FIAT	H	7000
Fiat 500 1.4 8V Flex	IAW-7GF 29 Bits	11 >	OBD	B	7000
Fiat 500 1.4 16V Flex	IAW-8GM 29 Bits	11 >	OBD	B	7000
Fiat 500 1.4 Turbo MultiAir	IAW-8GM 29 Bits	14 >	OBD	B	7000
Fiorino 75 I.E.	Mono-Jetronic A2.2	94 - 96	OBD + FIAT	H	7000
Fiorino 1.0 Eletronic	MICROPLEX	93 - 95	OBD + FIAT	J	7000
Fiorino 1.5 I.E. / 1.6 I.E.	IAW-G6/G7	93 - 96	OBD + FIAT	L / H	7000
Fiorino 1.5 MPI	IAW-1G7	97 - 99	OBD + FIAT	L	7000
Fiorino 1.6 MPI (*)	Motronic 1.5.4	95 - 99	OBD + FIAT	H	7000
Freemont 2.4 16V VVT	Continental	11 >	OBD	B	7000
Idea 1.4 8V Flex	Motronic ME7.9.9	05 >	OBD	B	7000
Idea 1.6 16V E.torQ	IAW-7GF	10 >	OBD	B	7000
Idea 1.8 8V Flex	Delphi MT27E	05 >	OBD	B	7000
Idea 1.8 8V Flex	IAW-4DF	09 >	OBD	B	7000
Idea 1.8 16V E.torQ	IAW-7GF	10 >	OBD	B	7000
Linea 1.4 16V T-JET	Motronic ME7.9.10	09 >	OBD	B	7000
Linea 1.8 16V E.torQ	IAW-7GF	10 >	OBD	B	7000
Linea 1.9 16V	IAW-4DF	09 >	OBD	B	7000
Marea 1.2 16V	Motronic M1.5.5	98 - 99	OBD + FIAT	L	7000
Marea 1.6 16V	IAW-1AF	96 - 99	OBD + FIAT	L	7000
Marea 1.6 16V	IAW-49F ou IAW-59F	00 >	OBD + FIAT	L	7000
Marea 1.8 16V	Hitachi M159	99 >	OBD + FIAT	M	7000
Marea Weekend 1.8 16V	Hitachi M159	99 >	OBD + FIAT	M	7000
Marea 2.0 20V	Motronic 2.10.4	98 >	OBD + FIAT	J / K	7000
Marea Weekend 2.0 20V	Motronic 2.10.4	98 >	OBD + FIAT	J / K	7000
Marea 2.4 20V	Motronic ME3.1	00 >	OBD + FIAT	M	7000
Marea Weekend 2.4 20V	Motronic ME3.1	00 >	OBD + FIAT	M	7000
Marea Turbo	Motronic 2.10.4	98 >	OBD + FIAT	J / K	7000
Marea Weekend Turbo	Motronic 2.10.4	98 >	OBD + FIAT	J / K	7000
Palio 1.0 MPI	IAW-1G7	96 - 00	OBD + FIAT	L	7000
Palio 1.5 MPI	IAW-1G7	96 - 00	OBD + FIAT	L	7000
Palio 1.0 8V Fire	IAW-59F ou IAW-4AF	00 - 03	OBD ou OBD+FIAT	B / K	7000
Palio 1.0 8V Fire	IAW-4SF	04 - 07	OBD ou OBD+FIAT	B / K	7000
Palio 1.0 8V Flex	IAW-4SF	04 - 07	OBD ou OBD+FIAT	B / K	7000
Palio 1.0 8V Flex	IAW-4DF	07 - 10	OBD ou OBD+FIAT	B / O	7000
Palio 1.0 8V Flex	IAW-4GF	10 >	OBD ou OBD+FIAT	B / O	7000
Palio 1.0 16V Fire	Motronic ME7.3H4	01 - 02	OBD ou OBD+FIAT	B / O	7000
Palio 1.0 16V Fire	Motronic ME7.9.6	02 >	OBD ou OBD+FIAT	B / O	7000
Palio 1.0 16V Fire	IAW-5NF	02 >	OBD ou OBD+FIAT	B / O	7000
Palio 1.3 8V Fire	IAW-4AF	02 >	OBD ou OBD+FIAT	B / K	7000
Palio 1.3 8V Flex	IAW-4AF	03 >	OBD ou OBD+FIAT	B / K	7000
Palio 1.3 16V Fire	Motronic ME7.3H4	00	OBD + FIAT	O	7000
Palio 1.3 16V Fire	Motronic ME7.3H4	01 - 02	OBD ou OBD+FIAT	B / O	7000
Palio 1.3 16V Fire	Motronic ME7.9.6	02 >	OBD ou OBD+FIAT	B / O	7000
Palio 1.3 16V Fire	IAW-5NF	02 >	OBD ou OBD+FIAT	B / O	7000
Palio 1.4 8V Flex	IAW-4SF	05 - 09	OBD	B	7000
Palio 1.4 8V Flex	IAW-4GF	10 >	OBD	B	7000

Modelos Modelos	Sistema Sistema	Ano Año	Conector Conector	Posição Posición	Scanner Scanner
--------------------	--------------------	------------	----------------------	---------------------	--------------------

## Sistema de Injeção Otto / Sistema de Inyección Otto

Palio 1.5 8V MPI	IAW-1G7	96 – 01	OBD + FIAT	L	7000
Palio 1.6 SPI	IAW-G6/G7	97 – 98	OBD + FIAT	L / H	7000
Palio 1.6 SPI	IAW-1G7	98 – 99	OBD + FIAT	L / H	7000
Palio 1.6 MPI	IAW-1G7	99 – 00	OBD + FIAT	L / H	7000
Palio 1.6 16V	IAW-1AB	96 – 99	OBD + FIAT	L	7000
Palio 1.6 16V	IAW-49F ou IAW-59F	00 >	OBD	B	7000
Palio 1.6 16V E.TorQ	IAW-7GF	10 >	OBD	B	7000
Palio 1.8 8V	IAW-5NF	02 – 03	OBD	B	7000
Palio 1.8 8V	IAW-4SF	04	OBD	B	7000
Palio 1.8 8V Flex	IAW-4SF	04 >	OBD	B	7000
Palio 1.8 8V Flex	FPT IAW-4DF	08 >	OBD	B	7000
Palio 1.8 8V R Flex	Delphi MT27E	05 >	OBD	B	7000
Panda 1.0 /1.1 I.E.	Mono-Jetronic A2.2	87 – 92	OBD + FIAT	H	7000
Premio 1.5 I.E. /1.6 I.E.	IAW-G6/G7	93 – 96	OBD + FIAT	L / H	7000
Punto 75 1.2 8V	IAW-49F	98 >	OBD	B	7000
Punto 1.4 8V Flex	Motronic ME7.9.9	07 >	OBD	B	7000
Punto 1.4 16V T-JET	Motronic ME7.9.10	09 >	OBD	B	7000
Punto 1.6 16V E-torQ Flex	IAW-7GF	10 >	OBD	B	7000
Punto 1.8 16V	Hitachi M159	99 >	OBD	M	7000
Punto 1.8 8V Flex	Delphi MT27E	07 >	OBD	B	7000
Punto 1.8 16V E-torQ Flex	IAW-7GF	10 >	OBD	B	7000
Regata / Ritmo 75/90 I.E.	Mono-Jetronic A2.2	87 – 90	OBD + FIAT	H	7000
Siena 1.0 8V Fire	IAW-59F ou IAW-4AF	00 – 03	OBD	B	7000
Siena 1.0 8V Fire	IAW-4SF	04 – 07	OBD	B	7000
Siena 1.0 8V Flex	IAW-4SF	05 – 07	OBD	B	7000
Siena 1.0 8V Flex	IAW-4DF	07 – 10	OBD	B	7000
Siena 1.0 8V Flex	IAW-4GF	07 – 10	OBD	B	7000
Siena 1.0 16V Fire	Motronic ME7.3H4	01 – 02	OBD	B	7000
Siena 1.0 16V Fire	Motronic ME7.9.6	02 >	OBD	B	7000
Siena 1.0 16V Fire	IAW-5NF	02 >	OBD	B	7000
Siena 1.3 8V Fire	IAW-4AF	02 >	OBD	B	7000
Siena 1.3 8V Flex	IAW-4AF	04 >	OBD	B	7000
Siena 1.3 16V Fire	Motronic ME7.3H4	00	OBD + FIAT	O	7000
Siena 1.3 16V Fire	Motronic ME7.3H4	01 – 02	OBD	B	7000
Siena 1.3 16V Fire	Motronic ME7.9.6	02 >	OBD	B	7000
Siena 1.3 16V Fire	IAW-5NF	02 >	OBD	B	7000
Siena 1.4 8V Flex	IAW-4SF	05 – 09	OBD	B	7000
Siena 1.4 8V Flex	IAW-4GF	10 >	OBD	B	7000
Siena 1.4 8V Tetrafuel	IAW-4GF	06 >	OBD	L / H	7000
Siena 1.6 SPI	IAW-G6/G7	97 – 98	OBD + FIAT	L / H	7000
Siena 1.6 SPI	IAW-1G7	98 – 99	OBD + FIAT	L / H	7000
Siena 1.6 MPI	IAW-1G7	99 – 00	OBD + FIAT	L	7000
Siena 1.6 16V	IAW-1AB	97 – 99	OBD + FIAT	B	7000
Siena 1.6 16V	IAW-49F ou IAW-59F	00 >	OBD	B	7000
Siena 1.8 8V	IAW-5NF	03 – 04	OBD	B	7000
Siena 1.8 8V Flex	IAW-4SF	05 >	OBD	B	7000
Siena 1.8 8V Flex	FPT IAW-4DF	08 >	OBD	B	7000
Stilo 1.8 8V	Delphi HSFI 2.3	02 >	OBD	B	7000
Stilo 1.8 8V Flex	Delphi MT27E	05 >	OBD	B	7000
Stilo 1.8 16V	Delphi HSFI 2.3	02 >	OBD	B	7000
Stilo 2.4 20V	Motronic ME3.1	02 >	OBD	B	7000
Stilo FL 1.8 8V Flex	IAW-4DF	09 >	OBD	B	7000
Strada 1.3 8V Fire	IAW-4AF	02 >	OBD	B	7000
Strada 1.3 8V Flex	IAW-4AF	04 >	OBD	B	7000
Strada 1.4 8V Flex	IAW-4SF	05 >	OBD	L	7000
Strada 1.5 MPI	IAW-1G7	98 – 00	OBD + FIAT	L	7000
Strada 1.6 16V	IAW-1AB	– 99	OBD + FIAT	B	7000
Strada 1.6 16V	IAW-49F / 59F	00 >	OBD	B	7000
Strada 1.8 8V	IAW-5NF	03 – 04	OBD	B	7000
Strada 1.8 8V Flex	IAW-4SF	05 >	OBD	B	7000
Strada 1.8 8V Flex	FPT IAW-4DF	08 >	OBD	H	7000
Tempra 1.6 i.e	Mono-Jetronic A2.2	90 – 92	OBD + FIAT	H	7000



Modelos Modelos	Sistema Sistema	Ano Año	Conector Conector	Posição Posición	Scanner Scanner
--------------------	--------------------	------------	----------------------	---------------------	--------------------

## Sistema de Injeção Otto / Sistema de Inyección Otto

Tempra 2.0 8V	IAW-G6/G7	93 – 99	OBD + FIAT	H	7000
Tempra 2.0 16V	IAW-P8	93 – 94	OBD + FIAT	H	7000
Tempra 2.0 SW	IAW-P8	95 – 97	OBD + FIAT	K	7000
Tempra 2.0 16V	IAW-G7.25	95 – 99	OBD + FIAT	H	7000
Tempra Turbo / Stile 2.0	Motronic 1.5.2	95 – 99	OBD + FIAT	H	7000
Tipo 1.6 i.e	Mono MA 1.7	94 – 95	OBD + FIAT	JH	7000
Tipo 1.6 MPI (*)	Motronic 1.5.4	96 – 97	OBD + FIAT	K	7000
Tipo 2.0	IAW-P8	94 – 96	OBD + FIAT	H	7000
Tipo 2.0 16V	IAW-P8A	95	OBD + FIAT	H	7000
Uno 45 /70 /75 /1.1 i.e	Mono-Jetronic A2.2	87 – 94	OBD + FIAT	J	7000
Uno 1.0 MilleEletronic	MICROPLEX	93 – 95	OBD + FIAT	L	7000
Uno 1.0 I.E. (EP)	IAW-G7.11	95 – 96	OBD + FIAT	L	7000
Uno 1.0 I.E.	IAW-G7	97 – 99	OBD + FIAT	L / K	7000
Uno 1.0 Fire	IAW-59F	01 >	OBD + FIAT	K	7000 7000
Uno 1.0 Fire	IAW-4AFB	02 >	OBD + FIAT	K	7000
Uno 1.0 8V Flex	IAW-4SF	04 >	OBD ou OBD+FIAT	B / K	7000
Uno 1.0 8V Flex	IAW-4CF.UF	10 >	OBD	B	7000
Uno 1.0 EVO 8V Flex	IAW-7GF	10 >	OBD	B	7000 7000
Uno 1.4 EVO 8V Flex	IAW-7GF	10 >	OBD	B	7000
Uno 1.4 EVO 8V Flex	Bosch ME17.3.0 29 Bits	14 >	OBD	B	7000
Uno 1.5 I.E. /1.6 I.E.	IAW-G6 / G7	93 – 96	OBD + FIAT	L / H	
Uno 1.6 MPI (*)	Motronic 1.5.4	95 – 96	OBD + FIAT	H	

\*Em alguns veículos o conector pode estar invertido. Utilize então o inversor de linha.

## Sistema de Injeção Diesel / Sistema de Inyección Diesel

Brava 1.9 JTD 105	Bosch EDC-15C	99 >	OBD + FIAT	K	7000
Brava 1.9 JTD 100	Bosch EDC-15C7	01 >	OBD	B	7000
Bravo 1.9 JTD 105	Bosch EDC-15C	99 >	OBD + FIAT	K	7000
Bravo 1.9 JTD 100	Bosch EDC-15C7	01 >	OBD	B	7000
Dobló 1.9 Diesel	Lucas EPIC DCU3F	00 >	OBD	B	7000
Dobló 1.9 JTD	Bosch EDC-15C7	01 >	OBD	B	7000
Ducato 2.0 JTD	Bosch EDC-15C7	01 >	OBD ou OBD+FIAT	J ou B	7000
Ducato 2.3 JTD	Bosch EDC-15C7	01 >	OBD ou OBD+FIAT	J ou B	7000
Ducato 2.3 MultiJet	Bosch EDC-1639	10 >	OBD	B	7000
Ducato 2.3 MultiJet Economy	Marelli MM8DF3	11 >	OBD	B	7000
Ducato 2.8 JTD	Bosch EDC-15C7	01 >	OBD ou OBD+FIAT	J ou B	7000
Marea 1.9 JTD 105	Bosch EDC-15C	99 >	OBD + FIAT	K	7000
Marea 1.9 JTD 110	Bosch EDC-15C7	01 >	OBD	B	7000
Multipia 1.9 JTD 105	Bosch EDC-15C	99 >	OBD	B	7000
Multipia 1.9 JTD 110	Bosch EDC-15C7	01 >	OBD	B	7000
Palio 1.9 Diesel	Lucas EPIC DCU3F	00 >	OBD	B	7000
Palio 1.9 JTD	Bosch EDC-15C7	01 >	OBD	B	7000
Punto 1.9 JTD	Bosch EDC-15C / C7	99 >	OBD	B	7000
Punto 1.9 Diesel	Lucas EPIC DCU3F	00 >	OBD	B	7000
Stilo 1.9 JTD 80	Bosch EDC-15C7	01 >	OBD	B	7000
Stilo 1.9 JTD 115	Bosch EDC-15C7	01 >	OBD	B	7000
Siena 1.9 Diesel	Lucas EPIC DCU3F	00 >	OBD	B	7000
Siena 1.9 JTD	Bosch EDC-15C7	01 >	OBD	B	7000
Strada 1.9 Diesel	Lucas EPIC DCU3F	00 >	OBD	B	7000
Strada 1.9 JTD	Bosch EDC-15C7	01 >	OBD	B	7000

Modelos Modelos	Sistema Sistema	Ano Año	Conector Conector	Posição Posición	Scanner Scanner
--------------------	--------------------	------------	----------------------	---------------------	--------------------

### Sistema de ABS / Sistema de ABS

500	Bosch - ESC8 29 Bits	11 >	OBD	B	7000
Brava	Lucas EBC-430	99 >	OBD + FIAT	M	7000
Bravo	Bosch 8.0	10 >	OBD	B	7000
Idea	Bosch 8.0	05 >	OBD	B	7000
Linea	Bosch 8.0	09 >	OBD	B	7000
Marea	Lucas EBC-430	98 >	OBD + FIAT	M	7000
Coupe 2.0 16V	Bosh 2E	95 - 96	OBD + FIAT	M	7000
Palio / Siena / Strada	Bosch 5.3	93 - 99	OBD + FIAT	M	7000
Palio / Siena / Strada	Bosch 5.3	00 >	OBD	B	7000
Palio / Siena / Strada	Bosch 8.0	10 - 11	OBD	B	7000
Palio / Siena / Strada	Bosch 9.0	12 >	OBD	B	7000
Palio / Siena / Strada	ABS - Teves MK70	12 >	OBD	B	7000
Punto	Bosch 8.0	07 >	OBD	B	7000
Stilo	Bosch 5.7	02 >	OBD	B	7000
Stilo	Bosch 8.0	05 >	OBD	B	7000
Tempra 2.0 16V	Bosh 2E	93 - 99	OBD + FIAT	M	7000
Tempra 2.0 SW	Bosh 2E	95 - 97	OBD + FIAT	M	7000
Tempra Turbo/Stile	Bosh 2E	95 - 99	OBD + FIAT	M	7000
Uno	Bosch - 29Bits	14 >	OBD	B	7000

### Sistema de Air Bag / Sistema de Air Bag

500	TRW - 29Bits	11 >	OBD	B	7000
Brava / Bravo	BREED / BREED MY97	98 >	OBD + FIAT	G	7000
Bravo	Continental	10 >	OBD	A	7000
Coupe	TRW 2	95 - 00	OBD + FIAT	G	7000
Idea	TRW	05 >	OBD	B	7000
Linea	AUTOLIV	09 >	OBD	A	7000
Marea	ALLIED SIGNAL	98 >	OBD + FIAT	Q	7000
Marea	ALLIED MY97	98 >	OBD + FIAT	Q	7000
Marea	BREED MY97	98 >	OBD + FIAT	Q	7000
Punto	TRW 2	93 - 00	OBD	G	7000
Stilo	Siemens MY99	02 >	OBD	B	7000
Palio / Siena / Strada	TRW2 / TRW MY97	96 - 00	OBD + FIAT	G	7000
Palio / Siena / Strada	TRW MY97	00 >	OBD	B	7000
Palio / Siena / Strada	Continental	12 >	OBD	B	7000
Uno	Continental	10 - 14	OBD	B	7000
Uno	Continental - 29 Bits	14 >	OBD	B	7000

### Sistema de Alarme / Sistema de Alarme

Bravo	Marelli nanoFlorence	10 >	OBD	A	7000
Doblò	Ve. N. I. C. E.	01 >	OBD	B	7000
Linea	Marelli nanoFlorence	09 >	OBD	A	7000
Palio / Siena / Strada	Ve. N. I. C. E.	00 >	OBD	B	7000
Punto Novo	Ve. N. I. C. E.	00 >	OBD	B	7000
Stilo	Florence	03 - 08	OBD	B	7000
Stilo FL	nanoFlorence	09 >	OBD	B	7000

Modelos Modelos	Sistema Sistema	Ano Año	Conector Conector	Posição Posición	Scanner Scanner
--------------------	--------------------	------------	----------------------	---------------------	--------------------

### Sistema Body Computer (Central Elétrica) / Sistema Body Computer

Bravo	Marelli nanoFlorence	10 >	OBD	A	7000
Doblò	Ve. N. I. C.E	01 >	OBD	B	7000
Doblò	Ve. N. I. C.E II	10 >	OBD	B	7000
Idea	Ve. N. I. C.E II	05 >	OBD	B	7000
Linea	Marelli nanoFlorence	09 >	OBD	A	7000
Palio / Siena / Strada	Ve. N. I. C.E	00 – 03	OBD	B	7000
Palio / Siena / Strada	Ve. N. I. C.E II	04 >	OBD	B	7000
Palio / Siena	Ve. N. I. C.E III	07 >	OBD	B	7000
Punto	Ve. N. I. C.E	02 >	OBD	B	7000
Stilo	Florence	02 – 08	OBD	B	7000
Stilo FL	nanoFlorence	09 >	OBD	B	7000

### Sistema de Imobilizador / Sistema de Inmobilizador

Bravo	Marelli nanoFlorence	10 >	OBD	A	7000
Doblò	Ve.N.I.C.E / IMOB	01 >	OBD	B	7000
Idea	Ve.N.I.C.E II / IMOB	05 >	OBD	B	7000
Linea	Marelli nanoFlorence	09 >	OBD	A	7000
Palio / Siena / Strada	FIAT CODE	96 – 00	OBD + FIAT	B	7000
Palio / Siena / Strada	Ve.N.I.C.E / IMOB	00 – 03	OBD	B	7000
Palio / Siena / Strada	Ve.N.I.C.E II / IMOB	04 >	OBD	B	7000
Palio / Siena	Ve.N.I.C.E III	07 >	OBD	B	7000
Punto Novo	Ve.N.I.C.E / IMOB	00 >	OBD	B	7000
Stilo	IMOB (Florence)	02 – 08	OBD	B	7000
Stilo FL	IMOB (nanoFlorence)	09 >	OBD	B	7000

### Sistema de Painel de Instrumentos / Sistema de Pannel de Instrumentos

Bravo	Marelli nanoFlorence	10 >	OBD	B	7000
Doblò	Ve.N.I.C.E	01 >	OBD	B	7000
Idea	Ve.N.I.C.E II	09 >	OBD	B	7000
Linea	Ve.N.I.C.E	05 >	OBD	B	7000
Palio / Siena / Strada	Marelli nanoFlorence	00 – 03	OBD	B	7000
Palio / Siena / Strada	Ve.N.I.C.E II	04 >	OBD	B	7000
Palio / Siena	Ve.N.I.C.E III	07 >	OBD	B	7000
Punto	Ve.N.I.C.E	00 >	OBD	B	7000
Stilo	VISTEON (Florence)	00 – 08	OBD	B	7000
Stilo FL	VISTEON (nanoFlorence)	09 >	OBD	B	7000

### Sistema de Transmissão Automática / Sistema de Transmisión Automática

500	Câmbio Robotizado MTA 29Bits	11 >	OBD	B	7000
Bravo	Câmbio Robotizado MTA	10 >	OBD	B	7000
Ideia	Câmbio Robotizado MTA	09 >	OBD	B	7000
Linea	Câmbio Robotizado MTA	09 >	OBD	B	7000
Palio	Citymatic	99 – 00	OBD + FIAT	M	7000
Palio	Câmbio Robotizado MTA	09 >	OBD	B	7000
Siena	Câmbio Robotizado MTA	09 >	OBD	B	7000
Stilo FL	Câmbio Robotizado MTA	09 >	OBD	B	7000
Uno	Câmbio Robotizado MTA 29Bits	14 >	OBD	B	7000

Modelos Modelos	Sistema Sistema	Ano Año	Conector Conector	Posição Posición	Scanner Scanner
--------------------	--------------------	------------	----------------------	---------------------	--------------------

### **Sistema Porta Lado Condutor / Sistema Puerta Lado Conductor**

Stilo	Bitron (NPG)	02 >	OBD	B	7000
-------	--------------	------	-----	---	------

### **Sistema Porta Lado Passageiro / Sistema Puerta Lado Pasajero**

Stilo	Bitron (NPP)	02 >	OBD	B	7000
-------	--------------	------	-----	---	------

### **Sistema Banco Lado Condutor / Sistema Asiento Lado Conductor**

Stilo	Lear (NAG)	02 >	OBD	B	7000
-------	------------	------	-----	---	------

### **Sistema Banco Lado Passageiro**

*Sistema Asiento Lado Pasajero*

Stilo	Lear (NAP)	02 >	OBD	B	7000
-------	------------	------	-----	---	------

### **Sistema Ângulo da Direção / Sistema Ángulo de la Dirección**

Stilo	TRW (NAS)	02 >	OBD	B	7000
-------	-----------	------	-----	---	------

### **Sistema Porta-malas / Sistema Maletreiro**

Stilo	Bitron (NVB)	02 >	OBD	B	7000
-------	--------------	------	-----	---	------

### **Sistema Auxilio de Estacionamento / Sistema Auxilio de Aparcamiento**

Stilo	Valeo (NSP)	02 >	OBD	B	7000
-------	-------------	------	-----	---	------

### **Sistema Passive Entry / Sistema Passive Entry**

Stilo	Delphi (NPE)	02 >	OBD	B	7000
-------	--------------	------	-----	---	------

### **Sistema Info Telemático / Sistema Info Telemático**

Stilo	M. Marelli (NIT)	02 >	OBD	B	7000
-------	------------------	------	-----	---	------

### **Sistema Ar Condicionado / Sistema Climatización**

Stilo	M. Marelli (NCL)	02 >	OBD	B	7000
-------	------------------	------	-----	---	------

### **Direção Elétrica**

Bravo	EPS (TRW)	10 >	OBD	A	7000
Linea	EPS (TRW)	09 >	OBD	A	7000
Stilo / Stilo FL	EPS (TRW)	02 >	OBD	B	7000

### **RESET DA UNIDADE DE COMANDO DO MOTOR (tornando-as “virgens” novamente)**

Palio / Siena / Strada	Injeção IAW-1G7	96 – 00	Cabo IAW-1G7	–	7000
Palio / Siena / Strada	Injeção IAW-1BG	96 – 99	Cabo IAW-1BG	–	7000



Modelos Modelos	Sistema Sistema	Ano Año	Conector Conector	Posição Posición	Scanner Scanner
--------------------	--------------------	------------	----------------------	---------------------	--------------------

**Sistema de Injeção Otto / Sistema de Inyección Otto**

Aerostar 4.0	EEC-IV	92 – 95	OBD + EC4		7000
Aerostar 4.0 V6	EEC-V	96 >	OBD		7000
Cougar 2.0 16V	EEC-V	98 >	OBD		7000
Cougar 2.5 24V	EEC-V	98 >	OBD		7000
Courier 1.3 8V	EEC-V	97 – 99	OBD		7000
Courier 1.4 16V	EEC-V	97 – 99	OBD		7000
Courier 1.6 8V (ROCAM)	EEC-V	99 – 01	OBD		7000
Courier 1.6 8V Flex	Marelli IAW-4CFR	08 >	OBD		7000
EcoSport 1.0 (SuperCharger)	EEC-VI	03 >	OBD		7000
EcoSport 1.6 8V (ROCAM)	EEC-VI	03 >	OBD		7000
EcoSport 1.6 8V Flex	Marelli IAW-4AFR	05 >	OBD		7000
EcoSport 1.6 8V Flex	Marelli IAW-4CFR	08 >	OBD		7000
EcoSport 1.6 16V Sigma	FoMoCo - EMS2213	12 >	OBD		7000
EcoSport 2.0 16V (Duratec)	EEC-VI	03 >	OBD		7000
EcoSport 2.0 16V Flex	Bosch ME17.5.8 MAP	09 – 11	OBD		7000
EcoSport 2.0 16V	FoMoCo (Bosch)	10 – 12	OBD		7000
EcoSport 2.0 16V	FoMoCo	12 >	OBD		7000
Escort 1.3 8V (Endura E)	EEC-V	96 >	OBD		7000
Escort 1.6 8V CFI	EEC-IV	94 – 96	OBD + EC4		7000
Escort 1.6 8V (ROCAM)	EEC-V	00 – 01	OBD		7000
Escort 1.8 8V CFI	EEC-IV	94 – 96	OBD + EC4		7000
Escort 1.8 16V (ZETEC)	EEC-IV / (DLC)	97 – 01	OBD		7000
Escort 2.0 8V EFI	EEC-IV	95 – 96	OBD + EC4		7000
Expedition 4.6 V8	EEC-V	97 >	OBD		7000
Expedition 5.4 V8	EEC-V	97 >	OBD		7000
Explorer 4.0 V6	EEC-IV (3 Dígitos)	92 – 96	OBD + EC4		7000
Explorer 4.0 V6	EEC-V	96 – 01	OBD		7000
Explorer 5.0 V6	EEC-IV	92 – 95	OBD + EC4		7000
Explorer 5.0 V6	EEC-V	96 – 01	OBD		7000
F150 4.2 V6	EEC-IV	92 – 97	OBD + EC4		7000
F150 4.2 V6	EEC-V	98 >	OBD		7000
F150 4.6 V8	EEC-V	98 >	OBD		7000
F250 4.2 V6	EEC-V	99 >	OBD		7000
F1000 4.9	EEC-IV (3 Dígitos)	95 – 98	OBD + EC4		7000
Fiesta 1.0 8V	EEC-V	96 – 00	OBD		7000
Fiesta 1.0 8V (ROCAM)	EEC-V	99 – 01	OBD		7000
Fiesta 1.0 8V (ROCAM)	EEC-VI	02 >	OBD		7000
Fiesta 1.0 8V (SuperCharger)	EEC-VI	02 >	OBD		7000
Fiesta 1.0 8V Flex	Marelli IAW-4AFR	06 >	OBD		7000
Fiesta 1.0 8V Flex	Marelli IAW-4CFR	08 >	OBD		7000
Fiesta 1.3 8V	EEC-IV	94 – 96	OBD + EC4 / T		7000
Fiesta 1.3 8V	EEC-V	99 – 00	OBD		7000
Fiesta 1.4 16V	EEC-V	96 – 00	OBD		7000
Fiesta 1.5 16V Sigma	FoMoCo - EMS2213	13 >	OBD		7000
Fiesta 1.6 8V (ROCAM)	EEC-V	99 – 01	OBD		7000
Fiesta 1.6 8V (ROCAM)	EEC-VI	02 >	OBD		7000
Fiesta 1.6 8V Flex	Marelli IAW-4AFR	05 >	OBD		7000
Fiesta 1.6 8V Flex	Marelli IAW-4CFR	08 >	OBD		7000
Fiesta 1.6 16V Sigma	Motronic ME17.8.5	10 – 13	OBD		7000
Fiesta 1.6 16V Sigma TIVCT	FoMoCo - EMS2212	13 >	OBD		7000
Focus 1.4 8V	EEC-V	98 >	OBD		7000
Focus 1.6 8V (ROCAM)	EEC-V	03 >	OBD		7000
Focus 1.6 8V (ROCAM)	EEC-VI	03 >	OBD		7000
Focus 1.6 8V Flex	FoMoCo EEC-VI	08 >	OBD		7000
Focus 1.6 8V Flex	Marelli IAW-4CFR	08 >	OBD		7000
Focus 1.6 16V	Motronic ME17.8.5	09 – 12	OBD		7000
Focus 1.6 16V Sigma TIVCT	FoMoCo - EMS2212	13 >	OBD		7000
Focus 1.8 16V (ZETEC)	EEC-V	01 >	OBD		7000
Focus 2.0 16V (ZETEC)	EEC-V	00 >	OBD		7000
Focus 2.0 16V (DURATEC)	EEC-VI	03 >	OBD		7000
Focus 2.0 16V (DURATEC)	Motronic ME17.8.5	09 >	OBD		7000
Focus 2.0 16V (DURATEC)	Marelli IAW4AFR	10 – 12	OBD		7000



Modelos	Sistema	Ano	Conector	Posição	Scanner
Modelos	Sistema	Ano	Conector	Posição	Scanner

### Sistema de Injeção Otto / Sistema de Inyección Otto

Focus 2.0 16V Direct Flex	FoMoCo - DF	13 >	OBD	A	7000
Fusion 2.0 16V EcoBoost	FoMoCo/Bosch DI	12 >	OBD	B	7000
Fusion 2.3 16V	EEC-VI Black OAC	07 >	OBD	B	7000
Fusion 2.5 16V	FoMoCo	10 - 12	OBD	B	7000
Fusion 3.0 V6	FoMoCo	10 - 12	OBD	B	7000
Galaxy 2.0 8V	EEC-V	95 >	OBD	E	7000
Galaxy 2.3 16V	EEC-V	97 >	OBD	E	7000
Ka 1.0 8V	EEC-V	97 - 99	OBD	A	7000
Ka 1.0 8V (ROCAM)	EEC-V	99 - 01	OBD	A	7000
Ka 1.0 8V Flex	FoMoCo EEC-VI	08 >	OBD	A	7000
Ka 1.0 8V Flex	Marelli IAW-4CFR	08 >	OBD	A	7000
Ka 1.0 12V TIVCT	EMS2301	14 >	OBD	A	7000
Ka 1.3 8V	EEC-V	97 - 99	OBD	A	7000
Ka 1.5 16V Sigma	EMS2213	14 >	OBD	A	7000
Ka 1.6 8V (ROCAM)	EEC-V	00 >	OBD	A	7000
Ka 1.6 8V Flex	EEC-VI Flex	08 >	OBD	A	7000
Ka 1.6 8V Flex	Marelli IAW-4CFR	08 >	OBD	A	7000
Mondeo 2.0 16V	EEC-IV / (DLC)	> 96	OBD	C	7000
Mondeo 2.0 16V	EEC-V	97 - 01	OBD	C	7000
Mustang 4.6 V8	EEC-IV	94 - 96	OBD + EC4	M	7000
Mustang 4.6 V8	EEC-V	96 >	OBD	C	7000
Mustang 5.0 V8	EEC-IV	94 - 95	OBD + EC4	M	7000
Mustang 5.0 V8	EEC-V	96 >	OBD	C	7000
Puma 1.4 16V	EEC-V	97 >	OBD	A	7000
Puma 1.6 16V	EEC-V	97 >	OBD	A	7000
Puma 1.7 16V	EEC-V	97 >	OBD	A	7000
Ranger 2.3	EEC-V	95 - 99	OBD	C	7000
Ranger 2.5	EEC-V	97 >	OBD	C	7000
Ranger 3.0 V6	EEC-V	95	OBD	C	7000
Ranger 4.0 V6	EEC-IV (3 Dígitos)	93 - 95	OBD + EC4	M / N	7000
Ranger 4.0 V6	EEC-V	96 >	OBD	C	7000
Royale 1.8 8V CFI	EEC-IV	94 - 96	OBD + EC4	N	7000
Royale 2.0 8V EFI	EEC-IV	94 - 96	OBD + EC4	N	7000
Taurus 3.0 V6	EEC-IV	94 - 97	OBD + EC4	N	7000
Taurus 3.0 V6	EEC-V	97 - 99	OBD	C	7000
Verseilles 1.8 8V CFI	EEC-IV	94 - 96	OBD + EC4	N	7000
Verseilles 2.0 8V EFI	EEC-IV	94 - 96	OBD + EC4	N	7000
Verona 1.8 8V CFI	EEC-IV	94 - 96	OBD + EC4	N	7000
Verona 2.0 8V EFI	EEC-IV	94 - 96	OBD + EC4	N	7000
Windstar 3.8	EEC-V	95 >	OBD	H	7000

### Sistema de Injeção Diesel / Sistema de Inyección Diesel

Escort 1.8 D	Lucas CAV-EDC	96 >	OBD	I	7000
EcoSport 1.4 TDCi	Siemens SID-802/804	02 >	OBD	C	7000
Fiesta 1.4 TDCi	Siemens SID-802/804	02 >	OBD	C	7000
Fiesta 1.8 D	Lucas CAV-EDC	95 >	OBD	A	7000
Fiesta 1.8 TD	VE-EDC EEC-V	00 >	OBD	A	7000
Focus 1.8 TD	VE-EDC EEC-V	99 >	OBD	C	7000
Focus 1.8 TDCi	Delphi Common Rail	01 >	OBD	C	7000
Mondeo 1.8 D Turbo	Lucas CAV-EDC	95 >	OBD	C	7000
Mondeo 2.0 DI	VE-EDC EEC-V	00 >	OBD	C	7000
Mondeo 2.0 TDCi	Delphi Common Rail	01 >	OBD	C	7000
Ranger 3.0 TD	Siemens SID-901	05 >	OBD	C	7000
Transit 2.4 TDCI	FoMoCo	09 >	OBD	E	7000



Modelos Modelos	Sistema Sistema	Ano Año	Conector Conector	Posição Posición	Scanner Scanner
--------------------	--------------------	------------	----------------------	---------------------	--------------------

### Sistema de Air Bag / Sistema de Air Bag

EcoSport	SRS	03 >	OBD	B	7000
Explorer /Ranger	SRS	95 >	OBD	C	7000
F250	SRS	03 >	OBD	C	7000
Fiesta	SRS	03 >	OBD	B	7000
Fiesta (New)	RCM FoMoCo	09 >	OBD	A	7000
Focus	RCM FoMoCo	13 >	OBD	A	7000
Fusion	RCM	07 – 09	OBD	B	7000
Fusion	RCM FoMoCo	10 – 12	OBD	B	7000
Ka	Ford RCM	14 >	OBD	A	7000
Mustang	SRS	95 >	OBD ou OBD + EC4	C / N	7000
Taurus	SRS	95 >	OBD	C	7000
Windstar	SRS	95 >	OBD	C	7000

### Sistema de ABS / Sistema de ABS

EcoSport	ABS-3	03 >	OBD	B	7000
Explorer /Ranger	4WABS	95 – 98	OBD	C	7000
F250	ABS-2	98 >	OBD	C	7000
Fiesta (New)	ABS-FoMoCo	09 >	OBD	A	7000
Focus	ABS-FoMoCo	13 >	OBD	A	7000
Fusion	FoMoCo	07 – 09	OBD	B	7000
Fusion	ABS-FoMoCo	10 - 12	OBD	B	7000
Ka	ABS - ATE	14 >	OBD	A	7000
Mustang	Bosch	94 – 99	OBD ou OBD + EC4	N	7000
Windstar	ABS-2	95 >		C	

### Sistema de Imobilizador / Sistema de Imobilizador

Courier 1.3 / 1.4 16V	PATS - 1	98 – 99	OBD	A	7000
Escort 1.8 16V Zetec	PATS - 1	97 – 99	OBD	I	7000
EcoSport	PATS - 2 (CAN)	03 >	OBD	B	7000
Explorer	PATS - 1	95 – 99	OBD	C	7000
Fiesta 1.0 / 1.6	PATS - 2	99 >	OBD	A	7000
Fiesta	PATS - 2 (CAN)	02 >	OBD	B	7000
Ka 1.0 / 1.3	PATS - 1	97 – 99	OBD	A	7000
Ka 1.0	PATS - 2	99 >	OBD	A	7000
Focus	PATS - 2	00 – 02	OBD	B	7000
Focus	PATS - 2 (CAN)	03 >	OBD	B	7000
Mondeo 2.0	PATS - 1	97 – 99	OBD	C	7000
Ranger	PATS - 1	95 – 99	OBD	C	7000
Taurus	PATS - 1	95 – 99	OBD	C	7000

### Sistema de Painel de Instrumentos / Sistema de Pannel de Instrumentos

EcoSport	Ford ICL	03 >	OBD	B	7000
Fiesta	Ford ICL	02 >	OBD	B	7000
Focus	Ford ICL	03 >	OBD	B	7000
Fusion	Ford ICL	07 >	OBD	B	7000

### Sistema de Transmissão Automática / Sistema de Transmisión Automática

EcoSport	Dupla Embreagem - DPS6	12 >	OBD	A	7000
Fiesta	Dupla Embreagem - DPS6	12 >	OBD	A	7000
Focus	Dupla Embreagem - DPS6	13 >	OBD	A	7000



Modelos Modelos	Sistema Sistema	Ano Año	Conector Conector	Posição Posición	Scanner Scanner
--------------------	--------------------	------------	----------------------	---------------------	--------------------

**Sistema de Injeção Otto / Sistema de Inyección Otto**

Agile 1.4 Econo.Flex	ACDelco GMPTHSOC	09 >	OBD	B	7000
Astra F 2.0 8V MPFI	Motronic 1.5.2	95 – 98	OBD + ALDL-10	B	7000
Astra G 1.8 8V MPFI	Motronic M1.5.5	98 >	OBD	F	7000
Astra 1.8 8V (A)	Motronic M1.5.5	00 – 04	OBD	F	7000
Astra G 2.0 8V MPFI	Motronic M1.5.5	98 >	OBD	F	7000
Astra G 2.0 8V Flex	Motronic ME7.9.6	04 – 08	OBD	F	7000
Astra G 2.0 8V Flex	Motronic ME7.9.9	09 >	OBD	F	7000
Astra G 2.0 16V MPFI	Motronic M1.5.5	99 >	OBD	F	7000
Blazer 2.2 EFI	Multec M / B22NZ	95 – 97	OBD	C	7000
Blazer 2.2 MPFI	Motronic 1.5.4	98 – 01	OBD	C	7000
Blazer 2.4 MPFI	Motronic 1.5.4	01 >	OBD	C	7000
Blazer 2.4 8V Flex	Motronic ME7.9.6	07 >	OBD	C	7000
Blazer 4.3 V6	Delco (OBD II - VPW)	97 – 03	OBD	C	7000
C1500 5.7	OBD II - VPW	96 >	OBD	C	7000
C20 4.1 MPFI	Motronic 2.8.1	96 – 96	OBD + ALDL-12	C	7000
C2500 5.7	OBD II - VPW	96 >	OBD	C	7000
Calibra 2.0 16V	Motronic 2.8	94 – 96	OBD + ALDL-10	M	7000
Camaro 3.6 24V V6	ACDelco SFI	09 >	OBD	A	7000
Camaro 5.7	OBD II - VPW	96 >	OBD	C	7000
Camaro 6.2 V8	ACDelco SFI	09 >	OBD	A	7000
Captiva 2.4 16V	ACDelco / Ecotec L4	09 >	OBD	A	7000
Captiva 2.4 16V S.I.D.I.	ACDelco	10 >	OBD	A	7000
Captiva 3.0 24V V6	DELPHI V6	11 >	OBD	A	7000
Captiva 3.6 24V V6	DELPHI V6 /FPCM-1	09 – 11	OBD	A	7000
Cavalier 2.2/2.8/3.1	OBD II - VPW	96 >	OBD	C	7000
Celta 1.0 8V (C10NE)	Multec H	00 – 02	OBD	B	7000
Celta 1.0 8V (C10YEH)	Multec H	02 – 03	OBD	B	7000
Celta 1.0 8V Flex	Multec FR4	05 – 08	OBD	B	7000
Celta 1.0 8V VHC E (N10YFH)	Multec-H	09 >	OBD	B	7000
Celta 1.4 8V (C14YEH)	Multec-H	03 – 04	OBD	B	7000
Cobalt 1.4 (N14YF)	AC Delco GMPTHSOC	11 >	OBD	B	7000
Cobalt 1.8 8V Econo.Flex	AC Delco	11 >	OBD	B	7000
Corsa B 1.0 8V EFI	Multec 700-EFIS	94 – 96	OBD + ALDL-10	B	7000
Corsa B 1.0 8V MPFI (G)	Multec M / MPFI	96 – 02	OBD+ALDL-10 ou OBD	B	7000
Corsa B 1.0 8V MPFI (A)	Multec M / MPFI	99 >	OBD+ALDL-10 ou OBD	B	7000
Corsa B 1.0 8V VHC	Multec H	02 - 06	OBD	B	7000
Corsa B 1.0 8V Flex	Multec FR4 / H	06 >	OBD	B	7000
Corsa B 1.0 16V	Multec F	99 – 01	OBD+ALDL-10 ou OBD	B	7000
Corsa B 1.4 8V EFI	Multec 700-EFIS	94 – 96	ALDL-10	B	7000
Corsa B 1.4 8V MPFI	Multec M / MPFI	96 – 01	OBD+ALDL-10 ou OBD	B	7000
Corsa B 1.6 8V EFI	Multec M / EFI	95 – 96	OBD + ALDL-10	B	7000
Corsa B 1.6 8V MPFI	Multec M / MPFI	96 >	OBD+ALDL-10 ou OBD	B	7000
Corsa B 1.6 16V	Multec S	95 – 96	OBD + ALDL-10	B	7000
Corsa B 1.6 16V	Multec F	97 – 01	OBD+ALDL-10 ou OBD	B	7000
Corsa B Pick-up 1.6 EFI	Multec M / EFI	95 – 96	OBD + ALDL-10	B	7000
Corsa B Pick-up 1.6 MPFI	Multec M / MPFI	96 >	OBD+ALDL-10 ou OBD	B	7000
Corsa C 1.0 8V VHC	Multec H	02 >	OBD	E	7000
Corsa C 1.0 8V Flex	Motronic ME7.9.6	08 >	OBD	E	7000
Corsa C 1.4 8V Econo.Flex	Multec H	07 – 08	OBD	E	7000
Corsa C 1.4 8V Econo.Flex	Multec H	09 >	OBD	E	7000
Corsa C 1.8 8V	Multec H	02 >	OBD	E	7000
Corsa C 1.8 8V Flex	Multec H	04 >	OBD	E	7000
Corsa C 1.8 8V Flex	Motronic ME7.9.6	08 >	OBD	E	7000
Corsa C 1.8 8V Flex (N18XFH)	Multec H	09 >	OBD	E	7000
Corvette 5.7	OBD II - VPW	96 >	OBD	C	7000
Cruze 1.8 16V Ecotec6	ACDelco	12 >	OBD	B	7000
Deville 4.5	OBD II - VPW	96 >	OBD	C	7000
Eldorado 4.9	OBD II - VPWMotronic	96 >	OBD	C	7000
Grand Blazer 4.1 MPFI	2.8.1	99 – 02	OBD	C	7000
Ipanema 1.8 / 2.0 8V	Multec 700	92 – 97	OBD + ALDL-12	I	7000
Kadett 1.8 / 2.0 8V	Multec 700	92 – 97	OBD + ALDL-12	I	7000





Modelos Modelos	Sistema Sistema	Ano Año	Conector Conector	Posição Posición	Scanner Scanner
--------------------	--------------------	------------	----------------------	---------------------	--------------------

**Sistema de Injeção Otto / Sistema de Inyección Otto**

Kadett 2.0 MPFI	Motronic 1.5.4	96 – 98	OBD + ALDL-12	C	7000
Malibu 2.4 16V	ACDelco / Ecotec L4	09 >	OBD	B	7000
Meriva 1.4 Econo.Flex (N14YFH)	Multec H	09 >	OBD	F	7000
Meriva 1.8 8V	Multec H	02 – 03	OBD	F	7000
Meriva 1.8 8V Flex	Multec H	04 >	OBD	F	7000
Meriva 1.8 8V Flex	Motronic ME7.9.6	08 >	OBD	F	7000
Meriva 1.8 8V Flex (N18XFH)	Multec H	09 >	OBD	F	7000
Meriva 1.8 16V	Multec H	02 – 05	OBD	F	7000
Montana 1.4 Econo.Flex	Multec H	07 >	OBD	E	7000
Montana 1.4 Econo.Flex (N14YFH)	Multec H	09 >	OBD	E	7000
Montana 1.4 Econo.Flex (N14YFC)	ACDelco GMPTHSOC	10 >	OBD	E	7000
Montana 1.8 8V	Multec H	02 – 03	OBD	E	7000
Montana 1.8 8V Flex	Multec H	04 >	OBD	E	7000
Montana 1.8 8V Flex	Motronic ME7.9.6	08 >	OBD	E	7000
Montana 1.8 8V Flex (N18XFH)	Multec H	09 >	OBD	E	7000
Monza 1.8 / 2.0 8V	Multec 700	91 – 96	OBD + ALDL-12	I	7000
Omega 2.0 / 3.0	Motronic 1.5.1	93 – 94	OBD + ALDL-10	K	7000
Omega 2.0 (Álcool)	Motronic 1.5.2	93 – 94	OBD + ALDL-10	K	7000
Omega 2.0 (Álcool)	Motronic 1.5.2	95 – 99	OBD + ALDL-12	C	7000
Omega 2.2	Multec EMS	95 – 98	OBD + ALDL-12	C	7000
Omega 2.2	Multec M / C22	96 – 99	OBD + ALDL-12	C	7000
Omega 3.8 12V V6	Multec	99 – 01	OBD	C	7000
Omega 4.1 MPFI	Motronic 2.8.1	95 – 98	OBD + ALDL-12	C	7000
Onix 1.0 8V	ACDelco	12 >	OBD	B	7000
Onix 1.4 8V SPE/4	ACDelco	12 >	OBD	B	7000
Prisma 1.0 VHC E (N10YFH)	Multec-H	09 >	OBD	B	7000
Prisma 1.0 8V	ACDelco	12 >	OBD	B	7000
Prisma 1.4 Econo.Flex	Multec-H	06 >	OBD	B	7000
Prisma 1.4 Econo.Flex (N14YFH)	Multec-H	09 >	OBD	B	7000
Prisma 1.4 8V SPE/4	ACDelco	12 >	OBD	B	7000
S10 2.2 EFI	Multec M / B22NZ	95 – 97	OBD	B	7000
S10 2.2 MPFI	Motronic 1.5.4	98 – 00	OBD	B	7000
S10 2.4 MPFI	Motronic 1.5.4	01 >	OBD	B	7000
S10 2.4 8V Flex	Motronic ME7.9.6	07 >	OBD	B	7000
S10 2.4 16V	ACDelco / Ecotec L4	12 >	OBD	B	7000
S10 4.3 V6	Delco (OBD II - VPW)	97 – 01	OBD	C	7000
Seville 4.9	OBD II - VPW	96 >	OBD	C	7000
Silverado 4.1 MPFI	Motronic 2.8.1	97 – 02	OBD ou OBD + ALDL-12	C	7000
Sonic 1.6 8V Ecotec	ACDelco	12 >	OBD	B	7000
Spin 1.8 8V Econo.Flex	ACDelco	12 >	OBD	B	7000
Suprema 2.0 / 3.0	Motronic 1.5.1	93 – 94	OBD + ALDL-10	K	7000
Suprema 2.0 (Álcool)	Motronic 1.5.2	93 – 94	OBD + ALDL-10	K	7000
Suprema 2.0 (Álcool)	Motronic 1.5.2	95 – 96	OBD + ALDL-12	C	7000
Suprema 2.2	Multec EMS	95 – 96	OBD + ALDL-12	C	7000
Suprema 2.2	Multec M / C22	95 – 96	OBD + ALDL-12	C	7000
Suprema 4.1 MPFI	Motronic 2.8.1	95 – 96	OBD + ALDL-12	C	7000
Tigra 1.6 16V	Multec F	97 – 00	OBD ou ALDL-10	B	7000
Tracker 1.8 16V	ACDelco	13 >	OBD	A	7000
Tracker 2.0 16V	SGM	06 >	OBD	C	7000
Vectra A 2.0 8V	Motronic 1.5.1	94 – 96	OBD + ALDL-10	M	7000
Vectra A 2.0 16V	Motronic 2.8	94 – 96	OBD + ALDL-10	M	7000
Vectra B 2.0 8V / 16V	Motronic 1.5.4	96 – 98	OBD	F	7000
Vectra B 2.2 8V MPFI	Motronic 1.5.4	97 >	OBD	F	7000
Vectra B 2.2 16V MPFI	Motronic 1.5.4	97 >	OBD	F	7000
Vectra C 2.0 8V Flex	Motronic ME7.9.6	05 – 08	OBD	C	7000
Vectra C 2.0 8V Flex	Motronic ME7.9.9	09 >	OBD	C	7000
Vectra C 2.4 8V Flex	Motronic ME7.9.6	05 >	OBD	C	7000
Zafira 2.0 8V MPFI	Motronic 1.5.5	01 >	OBD	F	7000
Zafira 2.0 8V Flex	Motronic ME7.9.6	04 – 08	OBD	F	7000
Zafira 2.0 8V Flex	Motronic ME7.9.9	09 >	OBD	F	7000
Zafira 2.0 16V	Motronic 1.5.5	01 >	OBD	F	7000



Modelos Modelos	Sistema Sistema	Ano Año	Conector Conector	Posição Posición	Scanner Scanner
--------------------	--------------------	------------	----------------------	---------------------	--------------------

**Sistema de Injeção Diesel / Sistema de Inyección Diesel**

Astra G 1.7 16V DTL	Bosch EDC MSA 15.5	98 >	OBD	F	7000
Astra G 2.0 16V DTL	Bosch EDC MSA 15.6	98 >	OBD	F	7000
Astra G 2.0 16V DTH	Bosch EDC MSA 15M	99 >	OBD	F	7000
Blazer 2.8 Turbo Diesel	Bosch EDC-16C9	06 >	OBD	L	7000
Corsa C 1.7 DT/DTL	Delphi HDCR	04 >	OBD	E	7000
Frontera B 2.2 DTH	Bosch EDC MSA 15M	99 >	OBD	F	7000
Meriva 1.7 DT/DTL	Delphi HDCR	04 >	OBD	F	7000
Vectra B 2.0 16V DTL	Bosch EDC MSA 15.6	98 >	OBD	F	7000
Vectra B 2.0 16V DTH	Bosch EDC MSA 15M	99 >	OBD	B	7000
Omega B 2.0 16V DTH	Bosch EDC MSA 15M	98 >	OBD	B	7000
Sintra 2.2 DTH	Bosch EDC MSA 15M	98 >	OBD	B	7000
S10 2.8 TD	Bosch EDC-16C9	06 – 11	OBD	F	7000
S10 2.8 TD	MWM2.8LWH	12 – 13	OBD	B	7000
S10 2.8 TD Euro V	MWM2.8LWH	14 >	OBD	B	7000
Tracker 2.0 TD	Bosch EDC-15C2	00 – 01	OBD	C	7000
Trial Blazer 2.8 Turbo Diesel	MWM2.8LWH	13 >	OBD	B	7000
Zafira 2.0 16V DTH	Bosch EDC MSA 15M	99 >	OBD	B	7000

**Sistema de Air Bag / Sistema de Air Bag**

Agile	MRSB	09 >	OBD	A	7000
Astra F	SAB	95 – 98	OBD + ALDL-10	B	7000
Astra G	SAB6	98 – 02	OBD	F	7000
Astra G	SAB8	02 >	OBD	F	7000
Captiva	GMLAN SRS	09 >	OBD	A	7000
Cobalt	GMLAN SRS	12 >	OBD	B	7000
Corsa B	AIRBAG-S	98 >	OBD	B	7000
Corsa C	MRSB	02 >	OBD	B	7000
Cruze	GMLAN SRS	11 >	OBD	B	7000
Meriva	MRSB	03 >	OBD	F	7000
Montana	MRSB	03 >	OBD	B	7000
Onix	GMLAN SRS	12 >	OBD	B	7000
Prisma	GMLAN SRS	13 >	OBD	B	7000
S10	GMLAN SRS	12 >	OBD	B	7000
Sonic	GMLAN SRS	12 >	OBD	B	7000
Spin	GMLAN SRS	12 >	OBD	B	7000
Tigra	AIRBAG-S	97 >	OBD ou OBD + ALDL-10	B	7000
Tigra	SAB6	98 >	OBD ou OBD + ALDL-10	B	7000
Tracker	GMLAN SRS	13 >	OBD	A	7000
Vectra B	SDM-0	96 >	OBD	F	7000
Vectra C	SDM-1	05 >	OBD	C	7000
Zafira	SAB8	01 >	OBD	F	7000

**Sistema de Alarme / Sistema de Alarme**

Astra G	ATWS + CDL	98 – 01	OBD	F	7000
Astra G	GM Alarme 2	02 >	OBD	F	7000
Vectra B	GM Alarme 2	02 >	OBD	F	7000
Vectra C	GM Alarme 2	05 >	OBD	C	7000
Zafira	ATWS + CDL	01 >	OBD	F	7000
Zafira	GM Alarme 2	02 >	OBD	F	7000

**Sistema de Direção Hidráulica Eletrônica / Sistema de Dirección Hidráulica Electrónica**

Astra G	D.H.E.	00 >	OBD	F	7000
Vectra C	D.H.E.	05 >	OBD	C	7000
Zafira	D.H.E.	01 >	OBD	F	7000

**GM / OPEL**

Modelos Modelos	Sistema Sistema	Ano Año	Conector Conector	Posição Posición	Scanner Scanner
--------------------	--------------------	------------	----------------------	---------------------	--------------------

**Sistema de ABS / Sistema de ABS**

Agile	ABS - EBCM/3	09 >	OBD	A	7000
Astra G	Bosch 5.3/5.4 (+TC)	98 >	OBD	F	7000
Blazer	VARGA / RWAL	97 - 00	OBD	C	7000
Blazer	Bosch 8.0	11	OBD	C	7000
Blazer	ABS - KH-4WAL	02 >	OBD	C	7000
Captiva	ABS - EBCM/1	09 >	OBD	A	7000
Cobalt	ABS - EBCM/3	12 >	OBD	B	7000
Corsa B 1.6 16V	Lucas 4/4F	95 - 96	OBD + ALDL-10	B	7000
Corsa B 1.6 16V	Bosch 5/TC	96 - 01	OBD	B	7000
Cruze	ABS - EBCM/2	11 >	OBD	B	7000
Gran Blazer	VARGA / RWAL	97 - 00	OBD	C	7000
Onix	ABS - EBCM/3	12 >	OBD	B	7000
Prisma	ABS - EBCM/3	13 >	OBD	B	7000
S10	VARGA / RWAL	97 - 00	OBD	C	7000
S10	Bosch 8.0	11	OBD	C	7000
S10	ABS - KH-4WAL	02 >	OBD	C	7000
Silverado	VARGA / RWAL	97 - 00	OBD	C	7000
Sonic	ABS - EBCM/3	12 >	OBD	B	7000
Spin	ABS - EBCM/3	12 >	OBD	B	7000
Vectra B	ABS 415	96 - 01	OBD	F	7000
Vectra B	ABS 5/TC	96 - 01	OBD	F	7000
Vectra C	Bosch 5.3/5.4 (+TC)	05 - 08	OBD	C	7000
Vectra C	Bosch 8.0	09 - 11	OBD	C	7000
Tigra 1.6 16V	Bosch 5/TC	97 - 99	OBD	B	7000
Tracker	ABS -EBCM2/3	13 >	OBD	A	7000
Zafira	Bosch 5.3/5.4 (+TC)	01 - 08	OBD	F	7000
Zafira	Bosch 8.0	09 - 11	OBD	F	7000

**Sistema BCM (Módulo de Controle da Carroceria) / Sistema BCM (Módulo de Control de la Carrocería)**

Captiva	BCM	09 >	OBD	A	7000
Corsa C	BCM	02 >	OBD	E	7000
Meriva	BCM	02 >	OBD	F	7000
Montana	BCM	03 >	OBD	E	7000

**Sistema Controle da Pressão dos Pneus / Sistemas de Control de la Presión de los Neumáticos**

Captiva	TP-SW	09 >	OBD	A	7000
---------	-------	------	-----	---	------

**Sistema de Controle da Tração Traseira / Sistema Control de Tracción Trasera**

Captiva	TP-SW	09 >	OBD	A	7000
---------	-------	------	-----	---	------

**Sistema de Controle de Velocidade / Sistema de Control de la Velocidad**

Astra G	C.V.	00 >	OBD	F	7000
Zafira	C.V.	01 >	OBD	F	7000

**Sistema de Climatização / Sistema de Climatización**

Astra G	C com Arrefecimento	98 >	OBD	F	7000
Astra G	ECC	02 >	OBD	F	7000
Captiva	HVAC-SW	09 >	OBD	A	7000
Vectra B	ECC	96 >	OBD	F	7000
Zafira	C com Arrefecimento	01 >	OBD	F	7000
Zafira	ECC	02 >	OBD	F	7000



Modelos Modelos	Sistema Sistema	Ano Año	Conector Conector	Posição Posición	Scanner Scanner
--------------------	--------------------	------------	----------------------	---------------------	--------------------

**Sistema de Som** / *Sistema de Son*

Astra G	CDR 500	98 >	OBD	F	7000
Astra G	CAR 400	03 >	OBD	F	7000
Vectra B	CDR 500	96 >	OBD	F	7000
Zafira	CAR 400	03 >	OBD	F	7000

**Sistema Levantador do Vidro** / *Sistema Levantador del Cristal*

Astra G	V.E. Dianteiro	98 – 04	OBD	F	7000
Astra G	V.E. Traseiro	98 – 04	OBD	F	7000
Astra G	Vidro Elétrico	05 >	OBD	F	7000
Vectra C	Vidro Elétrico	05 >	OBD	C	7000
Zafira	V.E. Dianteiro	01 – 04	OBD	F	7000
Zafira	V.E. Traseiro	01 – 04	OBD	F	7000
Zafira	Vidro Elétrico	05 >	OBD	F	7000

**Sistema Central de Travamento das Portas** / *Sistema Central de Traba de las Puertas*

Astra G	C.T.P.	00 >	OBD	F	7000
Vectra C	C.T.P.	05 >	OBD	C	7000
Zafira	C.T.P.	01 >	OBD	F	7000

**Sistema de Imobilizador** / *Sistema de Inmobilizador*

Agile	IMOB3 / OBD	09 >	OBD	B	7000
Astra G	IMOB2 / GM	98 >	OBD	F	7000
Blazer/S10	IMOB1 / GM	98 >	OBD	B	7000
Celta	IMOB2 / GM	00 >	OBD	B	7000
Corsa B	IMOB1 / GM	96 >	OBD ou OBD + ALDL-10	B	7000
Corsa C	IMOB2 / GM	02 >	OBD	B	7000
Omega	IMOB1 / GM	96 – 99	OBD+ALDL-12 ou OBD+ALDL-10	C / K	7000
Vectra B	IMOB1 / GM	96 >	OBD	F	7000
Vectra C	IMOB2 / GM	05 >	OBD	C	7000
Zafira	IMOB2 / GM	00 >	OBD	F	7000

**Sistema de Painel de Instrumentos** / *Sistema de Pannel de Instrumentos*

Agile	Painel Continental	09 >	OBD	B	7000
Astra G	Painel VDO / TRW	98 >	OBD	F	7000
Captiva	IPC -SW	09 >	OBD	A	7000
Celta	Painel	00 >	OBD	B	7000
Corsa B	Painel	00 >	OBD	B	7000
Corsa C	Painel VDO	02 >	OBD	E	7000
Meriva	Painel VDO	02 >	OBD	F	7000
Montana	Painel VDO	03 >	OBD	E	7000
Omega	Painel LCD	93 – 98	OBD+ALDL-12 ou OBD+ALDL-10	C / K	7000
Prisma	Prisma	06 >	OBD	B	7000
Vectra A	Painel LCD	93 – 96	OBD + ALDL-10	M	7000
Vectra B	Painel	96 – 01	OBD	F	7000
Vectra B	Painel VDO	96 – 04	OBD	F	7000
Vectra C	Painel GM	05 >	OBD	C	7000
Zafira	Painel VDO / TRW	01 >	OBD	F	7000



GM / OPEL



Modelos Modelos	Sistema Sistema	Ano Año	Conector Conector	Posição Posición	Scanner Scanner
--------------------	--------------------	------------	----------------------	---------------------	--------------------

**Sistema Indicador de Funções** / *Sistema Indicador de Funciones*

Astra G	I.M. Triplas	99 >	OBD	F	7000
Astra G	I.M. Multiplas	99 >	OBD	F	7000
Vectra C	I.M. Triplas	05 >	OBD	C	7000
Vectra C	I.M. Multiplas	05 >	OBD	C	7000
Zafira	I.M. Triplas	01 >	OBD	F	7000
Zafira	I.M. Multiplas	01 >	OBD	F	7000

**Sistema de Transmissão Automática** / *Sistema de Transmisión Automática*

Astra G	AF 13II/17/20	02 >	OBD	F	7000
Astra G	AF 13II/17/20 CAN	03 >	OBD	F	7000
Captiva 3.0/3.6 V6	TCM	09 >	OBD	A	7000
Cobalt	AT6V	11 >	OBD	B	7000
Corsa B	AF 13/20/22	96 >	OBD+ALDL-10	B	7000
Cruze	AT6V	11 >	OBD	B	7000
Meriva	MTA (Easytronic)	09 >	OBD	B	7000
Omega / Suprema	AT 4L30-E	93 – 94	OBD+ALDL-12 ou OBD+ALDL-10	C / K	7000
Omega / Suprema	AR 25/35	95 – 99	OBD+ALDL-12 ou ALDL-10	C / K	7000
Omega 3.8 12V V6	AT 4L60-E	99 >	OBD	C	7000
Sonic	AT6V	13 >	OBD	B	7000
Spin	AT6V	11 >	OBD	B	7000
Tracker	AT6V	13 >	OBD	A	7000
Vectra B	AF 13/20/22	96 >	OBD	F	7000
Vectra C	AF 13II/17/20 CAN	05 >	OBD	C	7000
Zafira	AF 13II/17/20	02 >	OBD	F	7000
Zafira	AF 13II/17/20 CAN	03 >	OBD	F	7000



Modelos Modelos	Sistema Sistema	Ano Año	Conector Conector	Posição Posición	Scanner Scanner
--------------------	--------------------	------------	----------------------	---------------------	--------------------

**Sistema de Injeção Otto / Sistema de Inyección Otto**

BaiLi	Bosch Motronic M1.5.4	nd	OBD	B	7000
Hafei 9	Bosch Motronic M7.9.7	nd	OBD	B	7000
Lobo	Bosch Motronic M1.5.4	nd	OBD	B	7000
Lobo	Bosch Motronic M7.9.7	nd	OBD	B	7000
MinYi	Motronic M7.9.7	nd	OBD	B	7000
MinYi	Delphi MT20U2	nd	OBD	B	7000
RuiYi	Delphi MT20U2	nd	OBD	B	7000
SaiBao	Delphi MT20U2	nd	OBD	B	7000
SaiMa	Motronic M7.9.7	nd	OBD	B	7000
ZhongY	Bosch Motronic M1.5.4	nd	OBD	B	7000
ZhongY	Motronic M7.9.7	nd	OBD	B	7000
ZhongY	Delphi MT20U2	nd	OBD	B	7000



HOLDEN



Modelos Modelos	Sistema Sistema	Ano Año	Conector Conector	Posição Posición	Scanner Scanner
--------------------	--------------------	------------	----------------------	---------------------	--------------------

**Sistema de Injeção Otto / Sistema de Inyección Otto**

Calais 3.8 V6	MULTEC	96 >	OBD	C	7000
Calais 5.0 V8	MULTEC	96 >	OBD	C	7000
Commodore 3.8 V6	MULTEC	96 >	OBD	C	7000
Commodore 5.0 V8	MULTEC	96 >	OBD	C	7000

**Sistema de Transmissão Automática / Sistema de Transmisión Automática**

Calais 3.8 V6	AT 4L60-E	96 >	OBD	C	7000
Calais 5.0 V8	AT 4L60-E	96 >	OBD	C	7000
Commodore 3.8 V6	AT 4L60-E	96 >	OBD	C	7000
Commodore 5.0 V8	AT 4L60-E	96 >	OBD	C	7000

**HONDA**

Modelos Modelos	Sistema Sistema	Ano Año	Conector Conector	Posição Posición	Scanner Scanner
--------------------	--------------------	------------	----------------------	---------------------	--------------------

**Sistema de Injeção Otto / Sistema de Inyección Otto**

Accord 2.0 16V	KEIHIN III	08 >	OBD	I / E	7000
Accord 2.2 16V	PGM-FI	94 – 97	OBD + HONDA	I / E	7000
Accord 2.3 16V	PGM-FI	98 – 01	OBD + HONDA	I / E	7000
Accord 2.4 16V	Honda	03 >	OBD	P	7000
City 1.5 16V Flex	KEIHIN / KEIHIN II	09 – 13	OBD	P	7000
City 1.5 16V FlexOne	KEIHIN FO	14 >	OBD	B	7000
Civic 1.5	PGM-FI	91 >	OBD + HONDA	I / E	7000
Civic 1.6	PGM-FI	94 >	OBD + HONDA	I / E / B	7000
Civic 1.6 BR	PGM-FI	98 >	OBD + HONDA	I / E	7000
Civic 1.7 16V	PGM-FI (OBD II - ISO)	01 >	OBD	P	7000
Civic 1.8 16V Flex	KEIHIN / KEIHIN II	07 – 11	OBD	P	7000
Civic 1.8 16V FlexOne	KEIHIN FO	12 >	OBD	B	7000
Civic 2.0 16V FlexOne	KEIHIN FO	12 >	OBD	B	7000
CR-V 2.0 16V	KEIHIN III	07 >	OBD	P	7000
CR-V 2.0 16V	KEIHIN	12 >	OBD	B	7000
Fit 1.4 8V	PGM-FI (OBD II - ISO)	03 >	OBD	P	7000
Fit 1.4 16V Flex	KEIHIN / KEIHIN II	09 >	OBD	P	7000
Fit 1.5 16V	PGM-FI 2	05 >	OBD	P	7000
Fit 1.5 16V Flex	KEIHIN / KEIHIN II	09 – 13	OBD	P	7000
Fit 1.5 16V FlexOne	KEIHIN FO	14 >	OBD	B	7000
Odyssey 2.2 16V	PGM-FI	96 – 98	OBD + HONDA	I / E	7000
Prelude 2.2 16V	PGM-FI	93 >	OBD + HONDA	I / E	7000

**Sistema de Transmissão Automática / Sistema de Transmisión Automática**

Accord 2.0 16V	H-AT5	08 >	OBD	I / E	7000
City	H-AT5	09 >	OBD	P	7000
Civic (New)	H-AT5	07 >	OBD	P	7000
CR-V 2.0 16V	H-AT5	07 >	OBD	P	7000
Fit	CVT-1	05 >	OBD	P	7000
Fit (New)	H-AT5	09 >	OBD	P	7000

**Sistema de Air Bag / Sistema de Air Bag**

Accord	HONDA SRS	95 – 07	OBD + HONDA	I / E	7000
Accord	TRW	08 >	OBD	I / E	7000
City	TRW	09 >	OBD	P	7000
Civic	HONDA SRS	95 – 00	OBD + HONDA	I / E	7000
Civic	HONDA SRS	01 >	OBD	P	7000
Civic (New)	TRW	07 >	OBD	P	7000
CR-V	TRW	07 >	OBD	P	7000
Fit	HONDA SRS	03 >	OBD	P	7000
Fit (New)	TRW	09 >	OBD	P	3000USB

**Sistema de ABS / Sistema de ABS**

Accord 2.0 16V	TCS/VSA	08 >	OBD	I / E	7000
City	TCS/VSA	09 >	OBD	P	7000
Civic (New)	TCS/VSA	07 >	OBD	P	7000
CR-V 2.0 16V	TCS/VSA	07 >	OBD	P	7000
Fit (New)	TCS/VSA	09 >	OBD	P	7000

**Direção Assitida**

Accord 2.0 16V	EPS	08 >	OBD	I / E	7000
CR-V 2.0 16V	EPS	07 >	OBD	P	7000

**Body Computer****(Instrumentation / Wiper Electronics / Lighting Control / Door Control / Keyless Start / Safety System)**

Accord 2.0 16V	BCM	08 >	OBD	I / E	7000
Civic (New)	BCM	07 >	OBD	P	7000
CR-V 2.0 16V	BCM	07 >	OBD	P	7000



HYUNDAI



Modelos Modelos	Sistema Sistema	Ano Año	Conector Conector	Posição Posición	Scanner Scanner
--------------------	--------------------	------------	----------------------	---------------------	--------------------

**Sistema de Injeção Otto / Sistema de Inyección Otto**

Atos 1.0 12V	Hyundai MFI	98 – 03	OBD	B	7000
Azera 2.7 V6 24V (TG)	Delphi MT38	07 – 11	OBD	B	7000
Azera 3.3 V6 24V (TG)	Delphi MT38	07 – 11	OBD	B	7000
Azera 3.8 V6 24V (TG)	Delphi MT38	07 – 11	OBD	B	7000
Elantra 1.5	Mitsubishi MPI	91 – 95	OBD+ MIT/12	A	7000
Elantra 1.6	Mitsubishi MPI	91 – 95	OBD+ MIT/12	A	7000
Elantra 1.8 16V (MD)	Continental SIMK	12 >	OBD	A	7000
Excel	Mitsubishi MPI	90 – 95	OBD+ MIT/12	A	7000
HB20 1.0 12V	ME17.9.11.1	12 >	OBD	A	7000
HB20 1.6 16V	ME17.9.11	12 >	OBD	A	7000
HB20 1.6 16V	MEG17.9.12 (AT)	12 >	OBD	A	7000
i30 2.0 16V (FD)	Continental SIM2K	09 >	OBD	B	7000
ix35 2.0 16V (EL)	Continental SIMK2K341	10 >	OBD	B	7000
ix35 2.4 16V (EL)	Continental SIMK2K341	10 >	OBD	B	7000
Precis 1.5	Mitsubishi MPI	90 – 92	OBD+ MIT/12	A	7000
Santa Fé 2.7 V6 (CM)	Delphi MT38	07 – 09	OBD	B	7000
Santa Fé 3.3 V6 (CM)	Delphi MT38	07 – 09	OBD	B	7000
Santa Fé 3.5 V6 (CM)	Continental	10 >	OBD	B	7000
Sonata 1.8	Mitsubishi MPI	90 – 92	OBD+ MIT/12	A	7000
Sonata 2.0	Mitsubishi MPI	92 – 95	OBD+ MIT/12	A	7000
Sonata 2.4	Mitsubishi MPI	90 – 92	OBD+ MIT/12	A	7000
Tucson 2.0 16V	Siemens SIMK43	05 – 07	OBD	B	7000
Tucson 2.0 16V (JM)	Siemens SIMK43C	08 >	OBD	B	7000
Tucson 2.0 16V Flex	Marelli IAW-4CH	12 >	OBD	B	7000
Tucson 2.7 V6 (JM)	Siemens VDO	05 – 10	OBD	B	7000
Tucson 2.0 16V (LM)	Continental SIMK2K341	10 >	OBD	B	7000
Tucson 2.4 16V (LM)	Continental SIMK2K341	10 >	OBD	B	7000
Veloster (FS) 1.6 DOHC	Bosch ME17.9.11	10 >	OBD	B	7000
Vera Cruz 3.8 V6 24V (EM)	Delphi MT38	07 – 11	OBD	B	7000

Atenção : Para alguns modelos apenas a função memória de avarias está disponível.

**Sistema de Transmissão Automática / Sistema de Transmisión Automática**

Azera 2.7 V6 24V (TG)	Delphi MT38-AT	07 – 10	OBD	B	7000
Azera 3.3 V6 24V (TG)	Delphi MT38-AT	07 – 10	OBD	B	7000
Azera 3.8 V6 24V (TG)	Delphi MT38-AT	07 – 10	OBD	B	7000
Elantra 1.5	Mitsubishi TA	91 – 95	OBD+ MIT/12	A	7000
Elantra 1.6	Mitsubishi TA	91 – 95	OBD+ MIT/12	A	7000
Elantra 1.8 16V (MD)	Continental SIMSIMK2K341-AT	12 >	OBD	B	7000
Excel	Mitsubishi TA	90 – 95	OBD+ MIT/12	A	7000
HB20	AT4/HK	12 >	OBD	A	7000
i30 (FD)	Continental SIM2K-AT	09 >	OBD	B	7000
ix35 (EL)	Continental SIMSIMK2K341-AT	10 >	OBD	B	7000
Precis 1.5	Mitsubishi TA	90 – 92	OBD+ MIT/12	A	7000
Santa Fé 2.7 V6 (CM)	Delphi MT38-AT	07 – 09	OBD	B	7000
Santa Fé 3.3 V6 (CM)	Delphi MT38-AT	07 – 09	OBD	B	7000
Santa Fé 3.5 V6 (CM)	Continental	10 >	OBD	B	7000
Sonata 1.8	Mitsubishi TA	90 – 92	OBD+ MIT/12	A	7000
Sonata 2.0	Mitsubishi TA	92 – 95	OBD+ MIT/12	A	7000
Sonata 2.4	Mitsubishi TA	90 – 92	OBD+ MIT/12	A	7000
Tucson (LM)	Continental SIMK2K341	10 >	OBD	B	7000



Modelos Modelos	Sistema Sistema	Ano Año	Conector Conector	Posição Posición	Scanner Scanner
--------------------	--------------------	------------	----------------------	---------------------	--------------------

**Sistema Direção Assistida EPS / Sistema EPS**

i30 2.0 16V (FD)	EPS	09 >	OBD	B	7000
------------------	-----	------	-----	---	------

**Sistema BCM (Módulo de Controle da Carroceria) / Sistema BCM (Módulo de Control de la Carroceria)**

i30 2.0 16V (FD)	BCM	09 >	OBD	B	7000
------------------	-----	------	-----	---	------

**Sistema de ABS / Sistema de ABS**

Azera 2.7 V6 24V (TG)	ABS/ESP	07 – 10	OBD	B	7000
Azera 3.3 V6 24V (TG)	ABS/ESP	07 – 10	OBD	B	7000
Azera 3.8 V6 24V (TG)	ABS/ESP	07 – 10	OBD	B	7000
Elantra 1.5	Mitsubishi ABS	91 – 95	OBD + MIT/12	A	7000
Elantra 1.6	Mitsubishi ABS	91 – 95	OBD + MIT/12	A	7000
Elantra 1.8 16V	ABS/ESP	12 >	OBD	B	7000
Excel	Mitsubishi ABS	90 – 95	OBD + MIT/12	A	7000
HB20	ABS MANDO	12 >	OBD	A	7000
i30 (FD)	ABS/ESP	09 >	OBD	B	7000
ix35 (EL)	ABS/ESP	10 >	OBD	B	7000
Precis 1.5	Mitsubishi ABS	90 – 92	OBD + MIT/12	A	7000
Santa Fé 2.7 V6 (CM)	ABS/ESP	07 – 09	OBD	B	7000
Santa Fé 3.3 V6 (CM)	ABS/ESP	07 – 09	OBD	B	7000
Santa Fé 3.5 V6 (CM)	ABS/ESP	10 >	OBD	B	7000
Sonata 1.8	Mitsubishi ABS	90 – 92	OBD + MIT/12	A	7000
Sonata 2.0	Mitsubishi ABS	92 – 95	OBD + MIT/12	A	7000
Sonata 2.4	Mitsubishi ABS	90 – 92	OBD + MIT/12	A	7000
Tucson (JM)	ABS/ESP	05 >	OBD	B	7000
Tucson (LM)	ABS/ESP	10 >	OBD	B	7000

**Sistema Air Bag / Sistema Air Bag**

Azera 2.7 V6 24V (TG)	SRS - MOBIS	07 – 10	OBD	B	7000
Azera 3.3 V6 24V (TG)	SRS - MOBIS	07 – 10	OBD	B	7000
Azera 3.8 V6 24V (TG)	SRS - MOBIS	07 – 10	OBD	B	7000
Elantra 1.5	Mitsubishi SRS	91 – 95	OBD + MIT/12	A	7000
Elantra 1.6	Mitsubishi SRS	91 – 95	OBD + MIT/12	A	7000
Excel	Mitsubishi SRS	90 – 95	OBD + MIT/12	A	7000
HB20	SRS - TRW	12 >	OBD	A	7000
i30 (FD)	SRS - MOBIS	09 >	OBD	B	7000
ix35 (EL)	SRS	10 >	OBD	B	7000
Precis 1.5	Mitsubishi SRS	90 – 92	OBD + MIT/12	A	7000
Santa Fé 2.7 V6 (CM)	SRS - MOBIS	07 – 09	OBD	B	7000
Santa Fé 3.3 V6 (CM)	SRS - MOBIS	07 – 09	OBD	B	7000
Santa Fé 3.5 V6 (CM)	SRS	10 >	OBD	A	7000
Sonata 1.8	Mitsubishi SRS	90 – 92	OBD + MIT/12	A	7000
Sonata 2.0	Mitsubishi SRS	92 – 95	OBD + MIT/12	A	7000
Sonata 2.4	Mitsubishi SRS	90 – 92	OBD + MIT/12	A	7000
Tucson (JM)	SRS - MOBIS	05 >	OBD	B	7000
Tucson (LM)	SRS	10 >	OBD	B	7000
Veloster (FS)	SRS	10 >	OBD	B	7000



Modelos Modelos	Sistema Sistema	Ano Año	Conector Conector	Posição Posición	Scanner Scanner
--------------------	--------------------	------------	----------------------	---------------------	--------------------

**Sistema de Injeção Otto / Sistema de Inyección Otto**

J2 1.4 16V VVT	Delphi - MT60	12 >	OBD	A	7000
J3 1.4 16V VVT	Delphi - MT60	11 >	OBD	A	7000
J5 1.5 16V VVT	Delphi - MT60	12 >	OBD	A	7000
J6 2.0 16V	Delphi - MT22U	12 >	OBD	A	7000

**Sistema de ABS / Sistema de ABS**

J2	ABS BOSCH 8.0	12 >	OBD	A	7000
J3	ABS BOSCH 8.0	11 >	OBD	A	7000
J5	ABS BOSCH 8.0	12 >	OBD	A	7000
J6	ABS BOSCH 8.0	12 >	OBD	A	7000

**Sistema Air Bag / Sistema Air Bag**

J3	SRS - YANGFENG	11 >	OBD	A	7000
J3	SRS - EAST JOY LONG	11 >	OBD	A	7000
J5	SRS - YANGFENG	12 >	OBD	A	7000
J5	SRS - BOSCH	12 >	OBD	A	7000
J6	SRS - BOSCH	12 >	OBD	A	7000



Modelos Modelos	Sistema Sistema	Ano Año	Conector Conector	Posição Posición	Scanner Scanner
--------------------	--------------------	------------	----------------------	---------------------	--------------------

**Sistema de Injeção Otto / Sistema de Inyección Otto**

Jaguar XF Sport 2.0 i4 Ti	Bosch DI-Motronic	12 >	OBD	A	7000
---------------------------	-------------------	------	-----	---	------

**Sistema de ABS / Sistema de ABS**

Jaguar XF Sport 2.0 i4 Ti	ABS - TEVES	12 >	OBD	A	7000
---------------------------	-------------	------	-----	---	------

**Sistema Air Bag / Sistema Air Bag**

Jaguar XF Sport 2.0 i4 Ti	SRS - AUTOLIV	12 >	OBD	A	7000
---------------------------	---------------	------	-----	---	------



Modelos Modelos	Sistema Sistema	Ano Año	Conector Conector	Posição Posición	Scanner Scanner
--------------------	--------------------	------------	----------------------	---------------------	--------------------

**Sistema de Injeção Otto / Sistema de Inyección Otto**

Cherokee 4.0	MPI (OBD II)	96 – 99	OBD	C	7000
Cherokee 5.0 V8	MPI (OBD II)	96 – 99	OBD	C	7000
Gran Cherokee 4.0	MPI (OBD II)	96 – 99	OBD	C	7000
Gran Cherokee 5.0 V8	MPI (OBD II)	96 – 99	OBD	C	7000
Wrangler 4.0 V6	MPI (OBD II)	96 – 99	OBD	C	7000



Modelos Modelos	Sistema Sistema	Ano Año	Conector Conector	Posição Posición	Scanner Scanner
--------------------	--------------------	------------	----------------------	---------------------	--------------------

**Sistema de Injeção Otto / Sistema de Inyección Otto**

Carens 1.8	DOHC TED	97 >	OBD + KIA ou OBD	M / C	7000
Carnival 2.5 V6	KIA-KW	99 >	OBD + KIA ou OBD	M / C	7000
Carnival 2.7 V6 24V (VQ)	Delphi MT38	07 – 11	OBD	B	7000
Carnival 3.8 V6 24V (VQ)	Delphi MT38	07 – 11	OBD	B	7000
Clarus 1.8 16V	Motronic 2.10.3	96 >	OBD + KIA ou OBD	M / C	7000
Clarus 2.0 16V	Motronic 2.10.3	96 >	OBD + KIA ou OBD	M / C	7000
Cerato 1.6 16V (TD)	Kefico MG7.9.8	09 – 10	OBD	B	7000
Cerato 1.6 16V	Kefico ME17.9.11	11 >	OBD	B	7000
Enterprise 2.5	J5 DOHC	97 >	OBD + KIA ou OBD	M / C	7000
Enterprise 3.0	J5 DOHC	97 >	OBD + KIA ou OBD	M / C	7000
Enterprise 3.6	J6 DOHC	97 >	OBD + KIA ou OBD	M / C	7000
Mohave 3.8 V6 24V (HM)	Delphi MT38	09 – 11	OBD	B	7000
Picanto 1.0 (SA)	Kefico M7.9.8	08 – 10	OBD	B	7000
Picanto 1.0 12V	ME17.9.11.1	11 >	OBD	B	7000
Picanto 1.1 (SA)	Kefico M7.9.8	08 – 10	OBD	B	7000
Opirus 2.7 V6 24V (VQ)	Delphi MT38	07 – 10	OBD	B	7000
Opirus 3.8 V6 24V (VQ)	Delphi MT38	07 – 10	OBD	B	7000
Retona 2.0	KIA	97 >	OBD + KIA ou OBD	M / C	7000
Rio 1.3	KIA	00 >	OBD + KIA ou OBD	M / C	7000
Rio 1.5	KIA	00 >	OBD + KIA ou OBD	M / C	7000
Sephia II 1.5 16V	Siemens FX5.1	98 >	OBD + KIA ou OBD	L / C	7000
Sephia II 1.8	DOHC TED	97 >	OBD + KIA ou OBD	M / C	7000
Shuma 1.5 16V	Siemens FX5.1	98 >	OBD + KIA ou OBD	L / C	7000
Shuma 1.8 DOHC	Motronic 4.6	97 >	OBD + KIA ou OBD	M / C	7000
Sorento 2.4 16V (XM)	Continental SIMK2K341	10 >	OBD	B	7000
Sorento 3.3 V6 24V (BL)	Delphi MT38	07 – 09	OBD	B	7000
Sorento 3.5 V6 24V (XM)	Continental	10 >	OBD	B	7000
Sorento 3.8 V6 24V (BL)	Delphi MT38	07 – 09	OBD	B	7000
Soul 1.6 16V (AM)	Kefico MG7.9.8	09 – 10	OBD	B	7000
Soul 1.6 16V (AM)	Kefico ME17.9.11	11 >	OBD	B	7000
Soul 1.6 16V	MEG17.9.12 (AT)	12 >	OBD	B	7000
Spectra 1.5	KIA	00 >	OBD + KIA ou OBD	M / C	7000
Spectra 1.6	KIA	00 >	OBD + KIA ou OBD	M / C	7000
Sportage 2.0 DOHC	Motronic 2.10.1	93 – 97	OBD + KIA	M	7000
Sportage 2.0 DOHC	HFM	97 >	OBD + KIA ou OBD	M / C	7000
Sportage 2.0 16V (KM)	Siemens - SIMK43C	08 – 10	OBD	B	7000

**Sistema ABS / Sistema ABS**

Carnival	ABS / ESP	07 – 11	OBD	B	7000
Sorento	ABS / ESP	07 – 09	OBD	B	7000
Sorento	ABS / ESP	10 >	OBD	B	7000
Soul	ABS - MANDO	10 >	OBD	B	7000

**Sistema Air Bag / Sistema Air Bag**

Carens	KIA - SRS 1	97 >	OBD + KIA	M / C	7000
Carnival	KIA - SRS 1	99 >	OBD + KIA	M / C	7000
Clarus	KIA - SRS 1	96 >	OBD + KIA	M / C	7000
Picanto 1.0 (SA)	SRS - MOBIS	08 – 10	OBD	B	7000
Picanto 1.1 (SA)	SRS - MOBIS	08 – 10	OBD	B	7000
Rio	KIA - SRS 2	98 >	OBD + KIA	M / C	7000
Sephia	KIA - SRS 2	97 <	OBD + KIA	M / C	7000
Sephia II	KIA - SRS 1	98 >	OBD + KIA	M / C	7000
Shuma	KIA - SRS 1	97 >	OBD + KIA	M / C	7000
Soul (AM)	SRS - MOBIS	09 >	OBD	B	7000
Sorento (XM)	SRS	10 >	OBD	B	7000
Spectra	KIA - SRS 2	00 >	OBD + KIA	M / C	7000



Modelos Modelos	Sistema Sistema	Ano Año	Conector Conector	Posição Posición	Scanner Scanner
--------------------	--------------------	------------	----------------------	---------------------	--------------------

**Sistema de Transmissão Automática / Sistema de Transmisión Automática**

Carnival 2.7 V6 24V (VQ)	Delphi MT38-AT	07 – 11	OBD	B	7000
Carnival 3.8 V6 24V (VQ)	Delphi MT38-AT	07 – 11	OBD	B	7000
Sorento 2.4 16V (XM)	Continental SIMK2K341	10 >	OBD	B	7000
Sorento 3.3 V6 24V (BL)	Delphi MT38-AT	07 – 09	OBD	B	7000
Sorento 3.5 V6 24V (XM)	Continental	10 >	OBD	B	7000
Sorento 3.8 V6 24V (BL)	Delphi MT38-AT	07 – 09	OBD	B	7000
Soul	AT4/HK	10 >	OBD	B	7000

**Sistema Direção Assistida EPS / Sistema EPS**

Picanto 1.0/1.1 (SA)	EPS	09 >	OBD	B	7000
Soul 1.6 16V	EPS	09 – 11	OBD	B	7000



Modelos Modelos	Sistema Sistema	Ano Año	Conector Conector	Posição Posición	Scanner Scanner
--------------------	--------------------	------------	----------------------	---------------------	--------------------

**Sistema de Injeção Otto / Sistema de Inyección Otto**

Dedra / Delta 2.0 8V	Marelli IAW-P8	89 – 96	OBD + FIAT	H	7000
Dedra / Delta 1.6 16V	Marell IAW-49F	98 >	OBD	B	7000
Kappa 2.0 / 2.4 20V	Bosch ME3.1	98 >	OBD+FIAT ou OBD	M / B	7000

**Sistema de Injeção Diesel / Sistema de Inyección Diesel**

Kappa 2.4 JTD	Bosch EDC 15C	98 >	OBD + FIAT	L	7000
Lybra 1.9 JTD	Bosch EDC 15C / C7	98 >	OBD	B	7000
Lybra 2.4 JTD	Bosch EDC 15C / C7	99 >	OBD	B	7000
Thesis	Bosch EDC 15C7	01 >	OBD	B	7000



Modelos Modelos	Sistema Sistema	Ano Año	Conector Conector	Posição Posición	Scanner Scanner
--------------------	--------------------	------------	----------------------	---------------------	--------------------

**Sistema de Injeção Otto / Sistema de Inyección Otto**

Evoque 2.0 Si4	Bosch DI-Motronic	12 >	OBD	A	7000
Freelander 2 3.2 I6 HSE	FoMoCo	06 - 12	OBD	A	7000

**Sistema de Injeção Diesel / Sistema de Inyección Diesel**

Evoque 2.2 16V SD4	Bosch EDC17CP42	11 >	OBD	A	7000
Freelander 2.2 16V ED4	Bosch EDC16CP39	06 - 12	OBD	A	7000
Freelander 2.2 16V ED4/TD4	Bosch EDC17CP42	10 >	OBD	A	7000
Freelander 2.2 16V SD4	Bosch EDC17CP42	10 >	OBD	A	7000

**Sistema ABS / Sistema ABS**

Evoque	ABS - TEVES	12 >	OBD	A	7000
Freelander 2	ABS - LR	06 - 12	OBD	A	7000

**Sistema Air Bag / Sistema Air Bag**

Evoque	SRS - AUTOLIV	12 >	OBD	A	7000
Freelander 2	SRS - LR	06 - 12	OBD	A	7000

**Sistema de Transmissão Automática / Sistema de Transmisión Automática**

Freelander 2	Aisin AWF21	06 >	OBD	A	7000
--------------	-------------	------	-----	---	------



Modelos Modelos	Sistema Sistema	Ano Año	Conector Conector	Posição Posición	Scanner Scanner
--------------------	--------------------	------------	----------------------	---------------------	--------------------

**Sistema de Injeção Otto / Sistema de Inyección Otto**

320 1.3 16V	Delphi - MT22U	09 >	OBD	A	7000
620 1.6 16V	Delphi - MT22U	09 >	OBD	A	7000
X60 1.8 16V VVT	Delphi - VVT ETC	11 >	OBD	A	7000

**Sistema ABS / Sistema ABS**

320	ABS - MANDO MHG-25	09 >	OBD	A	7000
620	ABS - MANDO MHG-25	09 >	OBD	A	7000
X60	ABS - BWI	11 >	OBD	A	7000

**Sistema Air Bag / Sistema Air Bag**

320	SRS - CONTINENTAL	09 >	OBD	A	7000
620	SRS - BOSCH AB10	09 >	OBD	A	7000
X60	SRS - TAKATA K6	11 >	OBD	A	7000



Modelos Modelos	Sistema Sistema	Ano Año	Conector Conector	Posição Posición	Scanner Scanner
--------------------	--------------------	------------	----------------------	---------------------	--------------------

**Sistema de Air Bag / Sistema de Air Bag**

ES300	SRS-TOYOTA	99 >	OBD	C	7000
GS300	SRS-TOYOTA	99 >	OBD	C	7000
GS400	SRS-TOYOTA	99 >	OBD 2 / ISO	C	7000
GS430	SRS-TOYOTA	01 >	OBD	C	7000
GS470	SRS-TOYOTA	03 >	OBD	C	7000
IS300	SRS-TOYOTA	01 >	OBD	C	7000
LS400	SRS-TOYOTA	99 >	OBD	C	7000
LS430	SRS-TOYOTA	01 >	OBD	C	7000
LX470	SRS-TOYOTA	99 >	OBD	C	7000
RX300	SRS-TOYOTA	99 >	OBD	C	7000
SC430	SRS-TOYOTA	02 >	OBD	C	7000



Modelos Modelos	Sistema Sistema	Ano Año	Conector Conector	Posição Posición	Scanner Scanner
--------------------	--------------------	------------	----------------------	---------------------	--------------------

**Sistema de Injeção Otto / Sistema de Inyección Otto**

Mazda121 1.25 16V	MAZDA EEC-V	96 >	OBD	B	7000
Mazda 3 2.0 16V	MAZDA EEC-VI	04 >	OBD	B	7000
Mazda 6 2.0 16V	MAZDA EEC-VI	04 >	OBD	B	7000



Modelos Modelos	Sistema Sistema	Ano Año	Conector Conector	Posição Posición	Scanner Scanner
--------------------	--------------------	------------	----------------------	---------------------	--------------------

**Sistema de Injeção Otto / Sistema de Inyección Otto**

A160	VDO MSM 1.1	98 >	OBD	B	7000
A190	VDO MSM 1.1	00 >	OBD	B	7000
C180 1.8 16V Kompressor	SIM271KE2.0	08 - 10	OBD	B	7000
C180 1.8 16V CGI Turbo	SIM271DE2.0	11 - 14	OBD	B	7000
C200 1.8 16V Kompressor	SIM271KE2.0	08 - 10	OBD	B	7000
C200 1.8 16V CGI Turbo	SIM271DE2.0	11 - 14	OBD	B	7000
C250 1.8 16V Kompressor	SIM271KE2.0	08 - 10	OBD	B	7000
C250 1.8 16V CGI Turbo	SIM271DE2.0	11 - 14	OBD	B	7000
E200 1.8 16V Kompressor	SIM271KE2.0	08 - 10	OBD	B	7000
E200 1.8 16V CGI Turbo	SIM271DE2.0	11 - 14	OBD	B	7000
E250 1.8 16V Kompressor	SIM271KE2.0	08 - 10	OBD	B	7000
E250 1.8 16V CGI Turbo	SIM271DE2.0	11 - 14	OBD	B	7000
ML320	ME2.0 (OBD II - ISO)	98 >	OBD	C	7000

**Sistema de Injeção Diesel / Sistema de Inyección Diesel**

C 200/220/270 CDI (203)	Bosch EDC-15C6	01 >	OBD	B	7000
CKL 270 CDI (209)	Bosch EDC-15C6	02 >	OBD	B	7000
G 270 CDI (463)	Bosch EDC-15C6	> 03	OBD	B	7000
ML 270 CDI	Bosch EDC-15C6	01 >	OBD	B	7000
S 320 CDI (220)	Bosch EDC-15C6	99 - 02	OBD	B	7000
Sprinter 311 CDI 2.2	Bosch EDC-15C6	01 >	OBD + MB14	A	7000
Sprinter 313 CDI 2.2	Bosch EDC-15C6	01 >	OBD + MB14	A	7000
Sprinter 413 CDI 2.2	Bosch EDC-15C6	01 >	OBD + MB14	A	7000

**Sistema Air Bag / Sistema Air Bag**

A140/160/170/190/210	SRS - A180	97 >	OBD	M	7000
C180/200/250 (W204)	SRS - Bosch	08 >	OBD	A	7000
C180/200/250 (W204)	SRS - Continental	11 - 14	OBD	A	7000
E200/250 (W212/S212)	SRS - Bosch	08 >	OBD	A	7000
E200/250 (W212/S12)	SRS - Continental	11 - 14	OBD	A	7000

**Sistema ABS/ESP/BAS / Sistema ABS/ESP/BAS**

A140/160/170/190/210	ABS/ESP/BAS 1.14/34	97 >	OBD	M	7000
C180/200/250 (W204)	ABS - Ate ESP	08 >	OBD	A	7000
C180/200/250 (W204)	ABS - ESP212	11 - 14	OBD	A	7000
E200/250 (W212/S212)	ABS - Ate ESP	08 >	OBD	A	7000
E200/250 (W212/S12)	ABS - ESP212	11 - 14	OBD	A	7000

**Sistema de Painel de Instrumentos / Sistema de Pannel de Instrumentos**

A140/160/170/190/210	Magneti Marelli	97 >	OBD	B	7000
----------------------	-----------------	------	-----	---	------

**Sistema de Transmissão Automática / Sistema de Transmisión Automática**

A140/160/170/190/210	Embreagem Aut.(AKS)	97 >	OBD	M	7000
C180/200/250 (W204)	EGS53 (722.6 5 Speed)	08 >	OBD	A	7000
C180/200/250 (W204)	VGSNAG2 (722.9 7 Speed)	11 - 14	OBD	A	7000
E200/250 (W212/S212)	EGS53 (722.6 5 Speed)	08 >	OBD	A	7000
E200/250 (W212/S12)	VGSNAG2 (722.9 7 Speed)	11 - 14	OBD	A	7000



Modelos Modelos	Sistema Sistema	Ano Año	Conector Conector	Posição Posición	Scanner Scanner
--------------------	--------------------	------------	----------------------	---------------------	--------------------

### Sistema de Injeção Otto / Sistema de Inyección Otto

3000 Gt	Mitsubishi MPI	91 – 95	OBD+ MIT/12	C	7000
ASX 2.0 16V MIVEC	Mitsubishi SM	10 >	OBD	A	7000
Colt 1.6	Mitsubishi MPI	95 – 97	OBD+ MIT/12	C	7000
Colt 1.8	Mitsubishi MPI	95 >	OBD+ MIT/12	C	7000
Diamant 2.5	Mitsubishi MPI	91 – 93	OBD+ MIT/12	C	7000
Diamant 3.0	Mitsubishi MPI	91 – 93	OBD+ MIT/12	C	7000
Eclipse 1.8	Mitsubishi MPI	90 – 92	OBD+ MIT/12	B	7000
Eclipse 2.0	Mitsubishi MPI	90 – 98	OBD+ MIT/12	B	7000
Eclipse 2.0 16V T	MPFI (OBD II - ISO)	96 – 99	OBD	C	7000
Expo 1.8	Mitsubishi MPI	> 93	OBD+ MIT/12	C	7000
Expo 2.4	Mitsubishi MPI	> 93	OBD+ MIT/12	C	7000
Galant 2.0	Mitsubishi MPI	92 – 98	OBD+ MIT/12	C	7000
Galant 3.5	Mitsubishi MPI	92 – 98	OBD+ MIT/12	C	7000
L200 Triton 3.5 V6 Flex	Marelli IAW-4GM	11 >	OBD	C	7000
Lancer 1.6	Mitsubishi MPI	93 – 98	OBD+ MIT/12	C	7000
Lancer 1.8	Mitsubishi MPI	93 – 97	OBD+ MIT/12	C	7000
Lancer 1.8 16V MIVEC	Mitsubishi SM	07 >	OBD	A	7000
Lancer 2.0 16V MIVEC	Mitsubishi SM	07 >	OBD	A	7000
Lancer 2.4 16V MIVEC	Mitsubishi SM	07 >	OBD	A	7000
Lancer 2.0 16V Turbo MIVEC	Mitsubishi SM	07 >	OBD	A	7000
Mirage 1.5	Mitsubishi MPI	89 – 92	OBD+ MIT/12	C	7000
Mirage 1.6	Mitsubishi MPI	89 – 95	OBD+ MIT/12	C	7000
Mirage 1.8	Mitsubishi MPI	91 – 95	OBD+ MIT/12	C	7000
Outlander 2.0 16V MIVEC	Mitsubishi SM	07 >	OBD	A	7000
Outlander 2.4 16V MIVEC	Mitsubishi SM	07 >	OBD	A	7000
Outlander 3.0 V6 MIVEC	Mitsubishi SM	07 >	OBD	A	7000
Pajero 3.0	Mitsubishi MPI	89 – 98	OBD+ MIT/12	C	7000
Pajero 3.5 V6 24V	MPFI (OBD II - ISO)	96 – 99	OBD	C	7000
Pajero Dakar 3.5 V6 Flex	Marelli IAW-4GM	12 >	OBD	C	7000
Pajero TR4	MPFI (OBD II - ISO)	03 – 07	OBD	C	7000
Pajero TR4 2.0 16V	Marelli IAW-4AM	08 – 09	OBD	C	7000
Pajero TR4 2.0 16V Flex	Marelli IAW-4CM	10 >	OBD	C	7000
Space Wagon 2.4	Mitsubishi MPI	93 – 99	OBD+ MIT/12	C	7000

Atenção : Para alguns modelos apenas a função memória de avarias está disponível.

### Sistema de Injeção Diesel / Sistema de Inyección Diesel

L200 2.5 HPE	MPI-3	03 – 05	OBD	B	7000
L200 Triton 3.2 HPE	DENSO	11 >	OBD	B	7000

### Sistema de ABS / Sistema de ABS

3000 Gt	Mitsubishi ABS	91 – 95	OBD+ MIT/12	C	7000
ASX	Mitsubishi ABS - Ate	10 >	OBD	A	7000
Colt	Mitsubishi ABS	95 >	OBD+ MIT/12	C	7000
Diamant	Mitsubishi ABS	91 – 93	OBD+ MIT/12	C	7000
Eclipse	Mitsubishi ABS	90 – 98	OBD+ MIT/12	B	7000
Expo	Mitsubishi ABS	> 93	OBD+ MIT/12	C	7000
Galant	Mitsubishi ABS	92 – 98	OBD+ MIT/12	C	7000
Lancer	Mitsubishi ABS	93 – 98	OBD+ MIT/12	C	7000
Lancer	Mitsubishi ABS - Ate	07 >	OBD	A	7000
L200	Mitsubishi ABS - CAN	07 >	OBD	C	7000
Mirage	Mitsubishi ABS	89 – 95	OBD+ MIT/12	C	7000
Outlander	Mitsubishi ABS - Ate	07 >	OBD	A	7000
Pajero	Mitsubishi ABS	89 – 98	OBD+ MIT/12	C	7000
Space Wagon	Mitsubishi ABS	93 – 99	OBD+ MIT/12	C	7000





Modelos Modelos	Sistema Sistema	Ano Año	Conector Conector	Posição Posición	Scanner Scanner
--------------------	--------------------	------------	----------------------	---------------------	--------------------

**Sistema Air Bag / Sistema Air Bag**

3000 Gt	Mitsubishi SRS	91 – 95	OBD+ MIT/12	C	7000
ASX	Mitsubishi SRS - CAN	10 >	OBD	A	7000
Colt	Mitsubishi SRS	95 >	OBD+ MIT/12	C	7000
Diamant	Mitsubishi SRS	91 – 93	OBD+ MIT/12	C	7000
Eclipse	Mitsubishi SRS	90 – 98	OBD+ MIT/12	B	7000
Eclipse 2.0 16V Turbo	Mitsubishi SRS	96 >	OBD	B	7000
Expo	Mitsubishi SRS	> 93	OBD+ MIT/12	C	7000
Galant	Mitsubishi SRS	92 – 98	OBD+ MIT/12	C	7000
Lancer	Mitsubishi SRS	93 – 98	OBD+ MIT/12	C	7000
Lancer	Mitsubishi SRS - CAN	07 >	OBD	A	7000
L200	Mitsubishi SRS	07 >	OBD	C	7000
Mirage	Mitsubishi SRS	89 – 95	OBD+ MIT/12	C	7000
Outlander	Mitsubishi SRS - CAN	07 >	OBD	A	7000
Pajero 3.0	Mitsubishi SRS	89 – 98	OBD+ MIT/12	C	7000
Pajero TR4	Mitsubishi SRS	03 – 07	OBD	C	7000
Space Wagon 2.4	Mitsubishi SRS	93 – 99	OBD+ MIT/12	C	7000

**Sistema de Transmissão Automática / Sistema de Transmisión Automática**

3000 Gt	Mitsubishi TA	91 – 95	OBD+ MIT/12	C	7000
ASX	INVECS III CVT	10 >	OBD	A	7000
Colt	Mitsubishi TA	95 – 97	OBD+ MIT/12	C	7000
Diamant	Mitsubishi TA	91 – 93	OBD+ MIT/12	C	7000
Eclipse	Mitsubishi TA	90 – 98	OBD+ MIT/12	B	7000
Expo	Mitsubishi TA	> 93	OBD+ MIT/12	C	7000
Galant	Mitsubishi TA	92 – 98	OBD+ MIT/12	C	7000
Lancer	Mitsubishi TA	93 – 98	OBD+ MIT/12	C	7000
Lancer	INVECS III CVT	07 >	OBD	A	7000
L200	Mitsubishi TA	07 >	OBD	C	7000
Mirage	Mitsubishi TA	89 – 95	OBD+ MIT/12	C	7000
Outlander	INVECS III CVT	07 >	OBD	A	7000
Pajero 3.0	Mitsubishi TA	89 – 98	OBD+ MIT/12	C	7000
Space Wagon 2.4	Mitsubishi TA	93 – 99	OBD+ MIT/12	C	7000



Modelos Modelos	Sistema Sistema	Ano Año	Conector Conector	Posição Posición	Scanner Scanner
--------------------	--------------------	------------	----------------------	---------------------	--------------------

**Sistema de Injeção Otto / Sistema de Inyección Otto**

Mini Cooper 1.6 16V	Bosch MEV17.2.2	09 >	CAN BUS	B	3000 USB
Mini Cooper 1.6 16V Turbo	Bosch MEVD17.2.2	09 >	CAN BUS	B	3000 USB

**Sistema de ABS / Sistema de ABS**

Mini Cooper	ESP - TRW EBC450	09 >	OBD	B	7000
-------------	------------------	------	-----	---	------

**Sistema Air Bag / Sistema Air Bag**

Mini Cooper	AB ACSM1	09 >	OBD	B	7000
-------------	----------	------	-----	---	------

**Sistema de Transmissão Automática / Sistema de Transmisión Automática**

Mini Cooper	AT 6 Velocidades GSF21x	09 >	OBD	B	7000
-------------	-------------------------	------	-----	---	------

**Sistema de Painel de Instrumentos / Sistema de Pannel de Instrumentos**

Mini Cooper	Painel Mini 3.0	09 >	OBD	B	7000
-------------	-----------------	------	-----	---	------

**NISSAN**

Modelos Modelos	Sistema Sistema	Ano Año	Conector Conector	Posição Posición	Scanner Scanner
--------------------	--------------------	------------	----------------------	---------------------	--------------------

**Sistema de Injeção Otto / Sistema de Inyección Otto**

200 SX 2.0 16V Turbo	Nissan ECCS	94 – 99	OBD + NISSAN	C	7000
300 ZX 3.0 24V	Nissan ECCS	92 – 96	OBD + NISSAN	C	7000
300 ZX 3.0 24V Turbo	Nissan ECCS	92 – 96	OBD + NISSAN	C	7000
Almera 1.4 16V	Nissan ECCS	95 – 00	OBD + NISSAN	C	7000
Almera 1.6 16V	Nissan ECCS	95 – 00	OBD + NISSAN	C	7000
Cima 3.0 24V	Nissan	91 – 95	OBD + NISSAN	C	7000
Cima 4.1 32V	Nissan	92 – 95	OBD + NISSAN	C	7000
Crew 2.0 16V	Nissan ECCS	94 – 99	OBD + NISSAN	C	7000
Infiniti 3.0 24V V6	Nissan ECCS	92 – 99	OBD + NISSAN	C	7000
Infiniti 3.3 24V V6	Nissan ECCS	97 – 99	OBD + NISSAN	C	7000
Livina 1.6 16V Flex	Continental SIM32C	10 >	OBD	B	7000
Livina 1.8 16V Flex	Bosch ME7.9.20	10 >	OBD	B	7000
March 1.0 16V Flex	Bosch ME7.9.20	12 >	OBD	B	7000
March 1.0 16V Flex	Continental - EMS3110	12 >	OBD	B	7000
March 1.6 16V Flex	Bosch ME7.9.20	12 >	OBD	B	7000
Maxima 2.0 24V	Nissan ECCS	94 – 00	OBD + NISSAN	C	7000
Maxima 2.5 24V	Nissan ECCS	94 – 00	OBD + NISSAN	C	7000
Maxima 3.0 24V V6	Nissan ECCS	94 – 00	OBD + NISSAN	C	7000
Micra 1.0 16V	Motronic M1.11	92 – 96	OBD + NISSAN	C	7000
Micra 1.0 16V	Motronic M1.9.5	96 – 00	OBD + NISSAN	C	7000
Micra 1.3 16V	Motronic M1.11	92 – 96	OBD + NISSAN	C	7000
Micra 1.3 16V	Motronic M1.9.5	96 – 00	OBD + NISSAN	C	7000
Micra 1.4 16V	Motronic M1.9.5	96 – 00	OBD + NISSAN	C	7000
Pathfinder 3.0	Nissan ECCS	95 – 99	OBD + NISSAN	C	7000
Pathfinder 3.0	ECCS (OBD II - ISO)	96 – 99	OBD	C	7000
Pathfinder 3.3	Nissan ECCS	97 – 00	OBD + NISSAN	C	7000
Patrol 4.2	Nissan	92 – 97	OBD + NISSAN	C	7000
Patrol 4.5	Nissan	97 – 00	OBD + NISSAN	C	7000
Pick Up 3.0	ECCS (OBD II - ISO)	96 – 99	OBD	C	7000
Platina 1.6 16V	Sirius 32	01 >	OBD	E	7000
Primera 1.6 16V	Nissan ECCS	93 – 96	OBD + NISSAN	C	7000
Primera 2.0 16V	Nissan ECCS	94 – 96	OBD + NISSAN	C	7000
Primera 2.0 16V	Motronic M1.9.2	94 – 96	OBD + NISSAN	C	7000
Primera 2.0 16V	Motronic M1.9.4	94 – 96	OBD + NISSAN	C	7000
Sentra 1.6 16V	Nissan ECCS	92 – 99	OBD + NISSAN	C	7000
Sentra 2.0 16V	Nissan ECCS	92 – 99	OBD + NISSAN	C	7000
Sentra 2.0 16V	Nissan ECCS	92 – 99	OBD + NISSAN	C	7000
Sentra 2.0 16V	Hitachi	07 – 09	OBD	A	7000
Sentra 2.0 16V Flex	Bosch ME7.9.20	10 >	OBD	A	7000
Serena 1.6 16V	Nissan ECCS	92 – 99	OBD + NISSAN	C	7000
Tiida 1.8 16V	Hitachi MEC90	07 – 09	OBD	A	7000
Tiida 1.8 16V	Hitachi MEC90	07 – 09	OBD	A	7000
Tiida 1.8 16V Flex	Bosch ME7.9.20	10 >	OBD	A	7000
Terrano 2.4 12V	Nissan	96 – 00	OBD + NISSAN	C	7000
Versa 1.6 16V Flex	Bosch ME7.9.20	12 >	OBD	B	7000
X-Trail 3.7	ECCS (OBD II - ISO)	02	OBD	C	7000



NISSAN



Modelos Modelos	Sistema Sistema	Ano Año	Conector Conector	Posição Posición	Scanner Scanner
--------------------	--------------------	------------	----------------------	---------------------	--------------------

**Sistema de Injeção Diesel / Sistema de Inyección Diesel**

Almera 2.0 D	Zexel EDC	95 – 00	OBD + NISSAN	C	7000
Almera 2.2 16V TD	Nissan ECCS	00 – 01	OBD + NISSAN	C	7000
Frontier 2.8 D	Bosch EDC-16/17	05 >	OBD	C	7000
Frontier 2.5 16V TD	DENSO KW	05 – 12	OBD	C	7000
Frontier 2.5 16V TD	DENSO CAN	12 >	OBD	C	7000
Micra 1.5 D	Bosch EDC AS4.1	98 – 00	OBD + NISSAN	C	7000
Pathfinder 2.5 16V TD	DENSO CAN	12 >	OBD	C	7000
Pathfinder 3.2 TD	Bosch EDC	97 >	OBD + NISSAN	C	7000
Patrol 2.8 D	Zexel EDC	97 – 00	OBD + NISSAN	C	7000
Patrol 3.0 16V TD	Nissan	97 >	OBD	C	7000
Patrol 4.8 D	Nissan	97 >	OBD + NISSAN	C	7000
Primera 2.0 TD	Bosch EDC-15	00 <	OBD + NISSAN	C	7000
Primera 2.0 TD	Zexel EDC	00 <	OBD + NISSAN	C	7000
Terrano 2.7 TD	Zexel EDC	96 – 00	OBD + NISSAN	C	7000
Terrano 2.7 TD	Bosch MSA15	95 – 97	OBD + NISSAN	C	7000
Xterra 2.8 D	Bosch EDC-16/17	05 >	OBD	C	7000

**Sistema de Transmissão Automática / Sistema de Transmisión Automática**

200 SX	Nissan AT	94 – 99	OBD + NISSAN	C	7000
300 ZX	Nissan AT	92 – 96	OBD + NISSAN	C	7000
Almera	Nissan AT	95 – 00	OBD + NISSAN	C	7000
Infiniti	Nissan AT	92 – 99	OBD + NISSAN	C	7000
Maxima	Nissan AT	92 – 99	OBD + NISSAN	C	7000
Micra	Nissan AT	92 – 00	OBD + NISSAN	C	7000
Pathfinder	Nissan AT	95 – 99	OBD + NISSAN	C	7000
Primera	Nissan AT	94 – 00	OBD + NISSAN	C	7000
Sentra	Nissan AT	92 – 99	OBD + NISSAN	C	7000

**Sistema Air Bag / Sistema Air Bag**

200 SX	Nissan SRS	94 – 99	OBD + NISSAN	C	7000
300 ZX	Nissan SRS	92 – 96	OBD + NISSAN	C	7000
Almera	Nissan SRS	95 – 00	OBD + NISSAN	C	7000
Infiniti	Nissan SRS	92 – 99	OBD + NISSAN	C	7000
March	Nissan SRS	12 >	OBD	B	7000
Maxima	Nissan SRS	92 – 99	OBD + NISSAN	C	7000
Micra	Nissan SRS	92 – 00	OBD + NISSAN	C	7000
Pathfinder	Nissan SRS	95 – 99	OBD + NISSAN	C	7000
Platina	Bosch AB8.0	01 >	OBD	E	7000
Primera	Nissan SRS	94 – 00	OBD + NISSAN	C	7000
Sentra	Nissan SRS	92 – 99	OBD + NISSAN	C	7000
Sentra 2.0 16V	Nissan SRS II	07 – 09	OBD	A	7000
X-Trail	Nissan SRS	01 >	OBD	C	7000

**Sistema ABS / Sistema ABS**

Frontier	ABS / NISSAN	05 >	OBD	B	7000
Sentra 2.0 16V	ABS / NISSAN	07 >	OBD	B	7000



Modelos Modelos	Sistema Sistema	Ano Año	Conector Conector	Posição Posición	Scanner Scanner
--------------------	--------------------	------------	----------------------	---------------------	--------------------

**Sistema de Injeção Otto / Sistema de Inyección Otto**

106 1.0 8V	Bosch MA3.0	94 – 96	OBD+C1300+Inversor	J	7000
106 1.0 8V	Bosch MA3.1	97 >	OBD ou OBD+C1400	B	7000
106 1.1 8V	Bosch MA3.1	96 >	OBD ou OBD+C1400	B	7000
106 1.3 8V	Marelli IAW-8P	94 – 97	OBD + C1300	J / N	7000
106 1.4 8V	Bosch MA3.0	94 – 96	OBD+C1300+Inversor	J	7000
106 1.4 8V	Marelli IAW-1AP	96 >	OBD ou OBD+C1400	B	7000
106 1.4 8V	Sagem 2000	00 >	OBD	B	7000
106 1.6 8V	Bosch MP5.1	93 – 96	OBD+C1300+Inversor	J	7000
106 1.6 8V	Marelli IAW-8P	96 >	C1300	J	7000
106 1.6 8V	Bosch MP5.2	96 >	OBD ou OBD+C1400	B	7000
106 1.6 8V	Bosch M7.4.4	00 >	OBD	B	7000
106 1.6 16V	Marelli IAW-1AP	96 >	OBD ou OBD+C1400	B	7000
106 1.6 16V	Marelli IAW-4.8P	00 >	OBD	B	7000
106 1.6 16V	Bosch ME7.4.4	00 >	OBD	B	7000
205 1.0 8V	Bosch MA3.0	92 – 98	OBD+C1300+Inversor	N	7000
205 1.4 8V	Bosch MA3.0	92 – 97	OBD+C1300+Inversor	N	7000
206 1.0 16V	Marelli IAW-5NP	00 – 01	OBD	B	7000
206 1.0 16V	Marelli IAW-5NP MPX	02 >	OBD	B	7000
206 1.1 8V	Marelli IAW-1AP	98 >	OBD	B	7000
206 1.1 8V	Marelli IAW-4.8P	00 >	OBD	B	7000
206 1.4 8V	Bosch MP7.3	98 >	OBD	B	7000
206 1.4 8V	Marelli IAW-1AP	98 >	OBD	B	7000
206 1.4 8V	Sagem 2000	00 – 05	OBD	B	7000
206 1.4 8V Flex	Bosch ME7.4.4F	06 >	OBD	B	7000
206 1.6 8V	Bosch MP7.2	98 >	OBD	B	7000
206 1.6 8V	Bosch M7.4.4	00 >	OBD	B	7000
206 1.6 16V	Bosch ME7.4.4 / ME7.4.5	00 – 05	OBD	B	7000
206 1.6 16V Flex	Bosch ME7.4.4F / ME7.4.5F	06 >	OBD	B	7000
206 2.0 16V	Marelli IAW-4.8P	00 >	OBD	B	7000
206 2.0 16V	Marelli IAW-4MP	00 >	OBD	B	7000
206 2.0 16V	Marelli IAW-6LP	00 >	OBD	B	7000
207 1.4 8V Flex	Bosch ME7.4.4F / ME7.4.5F	08 >	OBD	B	7000
207 1.6 16V Flex	Bosch ME7.4.4F / ME7.4.5F	08 >	OBD	B	7000
208 1.5 8V	Valeo V34.5	12 >	OBD	B	7000
208 1.6 16V Flex	Bosch ME7.4.9C	13	OBD	B	7000
208 1.6 16V VTI Flex Start	Bosch ME7.4.9D	14 >	OBD	B	7000
2008 1.6 16V VTI Flex Start	Bosch ME7.4.9D	15 >	OBD	B	7000
2008 1.6 16V THP	Bosch MED17.4.2	15 >	OBD	B	7000
306 1.1 8V	Bosch MA3.1	96 – 97	OBD ou OBD+C1400	M	7000
306 1.4 8V	Bosch MA3.0	93 – 97	OBD	B	7000
306 1.4 8V	Bosch MP7.3	98 >	OBD	B	7000
306 1.4 8V	Marelli IAW-1AP	98 >	OBD+C1300+Inversor	B	7000
306 1.4 8V	Sagem 2000	00 >	OBD	L	7000
306 1.6 8V	Bosch MP5.1	93 – 97	OBD ou OBD+C1400	L	7000
306 1.6 8V	Bosch MP5.2	97 – 98	OBD	B	7000
306 1.6 8V	Bosch MP7.2	98 >	OBD+C1300+Inversor	B	7000
306 1.6 8V	Bosch M7.4.4	00 >	OBD+C1300+Inversor	B	7000
306 1.6 16V	Bosch ME7.4.4	00 >	OBD + C1300	B	7000
306 1.8 8V	Marelli IAW-8P	93 – 97	OBD	M	7000
306 1.8 16V	Bosch MP5.1.1	97 >	OBD	B	7000
306 1.8 16V	Bosch MP5.2	96 >	OBD	B	7000
306 1.8 16V	Sagem SL96	96 >	OBD	B	7000
306 2.0 8V	Marelli IAW 8P	93 – 97	OBD+C1300 ou C1400	M / B	7000
3062.0 16V	Bosch MP3.2	94 – 97	OBD+C1300 ou C1400	N / B	7000
3062.0 16V	Bosch MP5.2	97 >	OBD ou OBD+C1400	B	7000
3062.0 16V	Marelli IAW-1AP	96 >	OBD ou OBD+C1400	B	7000
307 1.4 8V	Sagem 2000	01 – 05	OBD	B / E	7000
307 1.4 8V Flex	Bosch ME7.4.4F / ME7.4.5F	06 >	OBD	B / E	7000
307 1.6 8V	Bosch M7.4.4	01 >	OBD	B / E	7000



Modelos Modelos	Sistema Sistema	Ano Año	Conector Conector	Posição Posición	Scanner Scanner
--------------------	--------------------	------------	----------------------	---------------------	--------------------

**Sistema de Injeção Otto / Sistema de Inyección Otto**

307 1.6 16V	Bosch ME7.4.4	01 – 05	OBD	B / E	7000
307 1.6 16V Flex	Bosch ME7.4.5F / ME7.4.9	06 – 07	OBD	B / E	7000
307 1.6 16V Flex	Bosch ME7.4.9C	08 >	OBD	B / E	7000
307 2.0 16V	Marelli IAW-4.8P	01 >	OBD	B / E	7000
307 2.0 16V	Marelli IAW-4MP	01 >	OBD	B / E	7000
307 2.0 16V	Marelli IAW-6LP	01 – 07	OBD	B / E	7000
307 2.0 16V Flex	Marelli IAW-6KP	08 >	OBD	B / E	7000
308 1.6 16V THP	Bosch MED17.4.2	15 >	OBD	B	7000
3008 1.6 16V THP	Bosch MED17.4.2	14 >	OBD	B	7000
405 1.4 8V	Bosch MA3.0	92 – 97	OBD+C1300+Inversor	N	7000
405 1.8 8V	Marelli IAW-8P	92 – 97	OBD + C1300	J	7000
405 1.8 8V	Bosch MP5.1	92 – 97	OBD+C1300+Inversor	N	7000
405 2.0 8V	Marelli IAW-8P	93 – 97	OBD + C1300	J	7000
405 2.0 16V	Bosch MP3.2	93 – 97	OBD+C1300+Inversor	N	7000
406 1.6 8V	Marelli IAW-8P	95 – 00	OBD ou OBD+C1400	B	7000
406 1.8 8V	Marelli IAW-8P	95 – 99	OBD ou OBD+C1400	B	7000
406 1.8 8V	Marelli IAW-1AP	95 – 99	OBD ou OBD+C1400	B	7000
406 1.8 16V	Bosch MP5.1.1	96 >	OBD ou OBD+C1400	B	7000
406 1.8 16V	Bosch MP5.2	96 >	OBD ou OBD+C1400	B	7000
406 1.8 16V	Sagem SL96	96 >	OBD ou OBD+C1400	B	7000
406 2.0 16V	Bosch MP5.1.1	95 >	OBD ou OBD+C1400	B	7000
406 2.0 16V	Bosch MP5.2	95 >	OBD ou OBD+C1400	B	7000
406 2.0 16V	Marelli IAW-1AP	96 >	OBD ou OBD+C1400	B	7000
406 2.0 16V	Marelli IAW-4.8P	00 >	OBD	B	7000
406 2.0 16V	Marelli IAW-4MP	00 >	OBD	B	7000
406 2.0 16V	Marelli IAW-6LP	00 >	OBD	B	7000
406 2.0 Turbo	Bosch MP3.2	96 >	OBD ou OBD+C1400	B	7000
406 2.2 16V	Marelli IAW-4MP	02 – 04	OBD	B	7000
605 2.0 8V	Bosch MP5.1	89 – 93	OBD+C1300+Inv.ouC1400	B / H	7000
605 2.0 16V	Bosch MP5.1.1	94 – 99	OBD ou OBD+C1400	B	7000
605 2.0 16V	Bosch MP5.2	94 – 99	OBD ou OBD+C1400	B	7000
605 2.0 Turbo	Bosch MP3.2	92 – 99	OBD ou OBD+C1400	B	7000
607 2.0 16V	Marelli IAW-4.8P	00 >	OBD	B	7000
607 2.0 16V	Marelli IAW-4MP	00 >	OBD	B	7000
607 2.0 16V	Marelli IAW-6LP	00 >	OBD	B	7000
607 2.2 16V	Marelli IAW-4MP	00 >	OBD	B	7000
607 3.0 24V (XFX)	Bosch ME7.4.6	01 >	OBD	F	7000
806 1.8 8V	Marelli IAW-8P	94 >	OBD ou OBD+C1400	B	7000
806 2.0 8V	Marelli IAW-8P	94 >	OBD ou OBD+C1400	B	7000
806 2.0 16V	Marelli IAW-4.8P	00 >	OBD2 /ISO	B	7000
806 2.0 16V	Marelli IAW-4MP	00 >	OBD2 /ISO	B	7000
806 2.0 Turbo	Bosch MP3.2	94 >	OBD ou OBD+C1400	B	7000
806 2.2 16V	Marelli IAW-4MP	02 >	OBD	B	7000
807 2.0 16V	Marelli IAW-4.8P	02 >	OBD	B	7000
807 2.0 16V	Marelli IAW-4MP	02 >	OBD	B	7000
807 2.0 16V	Marelli IAW-6LP	03 >	OBD	B	7000
807 2.2 16V	Marelli IAW-4MP	02 >	OBD	B	7000
Boxer 2.0 8V	Marelli IAW-8P	92 – 99	OBD ou OBD+C1400	B	7000
Boxer 2.0 16V	Marelli IAW-4.8P	01 >	OBD	B	7000
Boxer 2.0 16V	Marelli IAW-4MP	01 >	OBD	B	7000
Expert 1.8 8V	Marelli IAW-8P	96 >	OBD ou OBD+C1400	B	7000
Expert 2.0 16V	Marelli IAW-4.8P	01 >	OBD	B	7000
Expert 2.0 16V	Marelli IAW-4MP	01 >	OBD	B	7000
Expert 2.0 16V	Marelli IAW-6LP	01 >	OBD	B	7000
Partner 1.1 8V	Bosch MA3.1	96 >	OBD ou OBD+C1400	B	7000
Partner 1.4 8V	Sagem SL96	96 >	OBD ou OBD+C1400	B	7000
Partner 1.4 8V	Marelli IAW-1AP	96 >	OBD ou OBD+C1400	B	7000
Partner 1.4 8V	Bosch MP7.3	96 >	OBD ou OBD+C1400	B	7000
Partner 1.4 8V	Sagem 2000	00 >	OBD	B	7000
Partner 1.6 16V	Bosch ME7.4.4	00 >	OBD	B	7000
Partner 1.8 8V	Marelli IAW-1AP	97 >	OBD	B	7000



Modelos Modelos	Sistema Sistema	Ano Año	Conector Conector	Posição Posición	Scanner Scanner
--------------------	--------------------	------------	----------------------	---------------------	--------------------

### Sistema de Injeção Diesel / Sistema de Inyección Diesel

206 1.9 D	Lucas EPIC DCN2	00 >	OBD	B	7000
206 2.0 HDI	Bosch EDC-15C2	99 >	OBD	B	7000
206 2.0 HDI	Siemens SID-801	99 >	OBD	B	7000
306 1.9 D	Lucas EPIC DCN2	00 >	OBD	B	7000
306 2.0 HDI	Bosch EDC-15C2	99 >	OBD	B	7000
306 2.0 HDI	Bosch EDC-15C3	01 >	OBD	B	7000
306 2.0 HDI	Siemens SID-801	00 >	OBD	B	7000
307 2.0 HDI	Bosch EDC-15C2	01 >	OBD	B	7000
307 2.0 HDI	Bosch EDC-15C3	01 >	OBD	B	7000
307 2.0 HDI	Siemens SID-801	01 >	OBD	B	7000
406 2.0 HDI	Bosch EDC-15C2	99 >	OBD	B	7000
406 2.0 HDI	Siemens SID-801	01 >	OBD	B	7000
406 2.2 HDI	Bosch EDC-15C2	99 >	OBD	B	7000
406 2.2 HDI	Siemens SID-801	01 >	OBD	B	7000
607 2.0 HDI	Bosch EDC-15C2	00 >	OBD	B	7000
607 2.0 HDI	Bosch EDC-15C3	00 >	OBD	B	7000
607 2.0 HDI	Siemens SID-801	00 >	OBD	B	7000
607 2.2 HDI	Bosch EDC-15C2	00 >	OBD	B	7000
607 2.2 HDI	Bosch EDC-15C3	00 >	OBD	B	7000
607 2.2 HDI	Siemens SID-801	00 >	OBD	B	7000
806 1.9 D	Lucas EPIC DCN2	00 >	OBD	B	7000
806 2.0 HDI	Bosch EDC-15C2	99 >	OBD	B	7000
806 2.0 HDI	Bosch EDC-15C3	00 >	OBD	B	7000
806 2.0 HDI	Siemens SID-801	00 >	OBD	B	7000
807 2.0 HDI	Bosch EDC-15C2	01 >	OBD	B	7000
807 2.0 HDI	Bosch EDC-15C3	01 >	OBD	B	7000
807 2.2 HDI	Bosch EDC-15C2	01 >	OBD	B	7000
807 2.2 HDI	Bosch EDC-15C3	01 >	OBD	B	7000
Boxer 2.0 HDI	Bosch EDC-15C2	01 >	OBD	B	7000
Boxer 2.3 HDI	Bosch EDC-16C39	09 – 11	OBD	B	7000
Boxer 2.3 HDI	Marelli 8DF3	12 >	OBD	B	7000
Expert 1.9 D	Lucas EPIC DCN2	00 >	OBD	B	7000
Expert 2.0 HDI	Bosch EDC-15C2	01 >	OBD	B	7000
Partner 1.9 D	Lucas EPIC DCN2	98 >	OBD	B	7000
Partner 2.0 HDI	Bosch EDC-15C2	99 >	OBD	B	7000
Partner 2.0 HDI	Siemens SID-801	00 >	OBD	B	7000

### Sistema Body Computer (Carroceria) / Sistema Body Computer (Carroceria)

206	BSI Siemens	98 – 01	OBD	B	7000
206	BSI Siemens MPX	02 >	OBD	B	7000

### Sistema de Imobilizador / Sistema de Inmobilizador

206	BSI Siemens	98 – 01	OBD	B	7000
206	BSI Siemens MPX	02 >	OBD	B	7000



Modelos Modelos	Sistema Sistema	Ano Año	Conector Conector	Posição Posición	Scanner Scanner
--------------------	--------------------	------------	----------------------	---------------------	--------------------

### Sistema de Air Bag / Sistema de Air Bag

106	Autoliv EC5/AC4	99 - 03	OBD	B	7000
206	Autoliv EC5/AC4 (FRT)*	99 - 03	OBD	B	7000
206	Autoliv EC5/AC4 (LD)*	99 - 03	OBD	B	7000
206	Autoliv EC5/AC4 (LE)*	99 - 03	OBD	B	7000
206	Autoliv ACU	03 >	OBD	B	7000
206	Siemens	03 >	OBD	B	7000
206	Temic	03 >	OBD	B	7000
208	SRS - PSA	12 >	OBD	B	7000
306	Autoliv EC5/AC4 (FRT)*	98 >	OBD	B	7000
306	Autoliv EC5/AC4 (LD)*	98 >	OBD	B	7000
306	Autoliv EC5/AC4 (LE)*	98 >	OBD	B	7000
307	Siemens-1	03 >	OBD	B/E	7000
307	Autoliv ACU	99 - 02	OBD	B/E	7000
307	Siemens	98 - 02	OBD	B/E	7000
307	Temic	98 - 02	OBD	B/E	7000
307	Autoliv - ACU-C	08 >	OBD	B/E	7000
406	Autoliv EC5/AC4 (FRT)*	99 - 03	OBD	B	7000
406	Autoliv EC5/AC4 (LD)*	99 - 03	OBD	B	7000
406	Autoliv EC5/AC4 (LE)*	99 - 03	OBD	B	7000
406	Autoliv ACU	03 >	OBD	B	7000
605	Autoliv EC5/AC4 (FRT)*	98 >	OBD	B	7000
605	Autoliv EC5/AC4 (LD)*	98 >	OBD	B	7000
605	Autoliv EC5/AC4 (LE)*	98 >	OBD	B	7000
806	Autoliv EC5/AC4	98 >	OBD	B	7000
Expert	Autoliv EC5/AC4	98 >	OBD	B	7000
Partner	Autoliv EC5/AC4	99 - 03	OBD	B	7000
Partner	Autoliv ACU	03 >	OBD	B	7000

### Sistema ABS / Sistema ABS

208	ABS - MK70.2	12 >	OBD	B	7000
307	ABS - Bosch 8.1	08 >	OBD	B/E	7000
307	ABS - Bosch 8.1 ESP	08 >	OBD	B/E	7000

### Sistema de Transmissão Automática / Sistema de Transmisión Automática

208	AT 4M	12 >	OBD	B	7000
307	AL4-C	08 >	OBD	B/E	7000



Modelos Modelos	Sistema Sistema	Ano Año	Conector Conector	Posição Posición	Scanner Scanner
--------------------	--------------------	------------	----------------------	---------------------	--------------------

**Sistema de Injeção Otto / Sistema de Inyección Otto**

Clio 1.2	IAW-6R	94 – 96	OBD + RENAULT	H	7000
Clio 1.6	Monom. MA1.7	97 – 99	OBD + RENAULT	H	7000
Clio II 1.0 8V	Siemens Sirius 32E	00 – 02	OBD	E	7000
Clio II 1.0 16V	IAW-5NR	01 – 02	OBD	E	7000
Clio II 1.0 16V Hi Flex	Siemens SIM32	06 – 09	OBD	E	7000
Clio II 1.0 16V Hi Flex	Valeo	10 >	OBD	E	7000
Clio II 1.2 8V	Siemens Sirius 32	99 >	OBD	E	7000
Clio II 1.2 16V	IAW-5NR	98 – 03	OBD	E	7000
Clio II 1.4 16V	Siemens Sirius 32N	99 – 02	OBD	E	7000
Clio II 1.6 8V	Siemens Sirius 32B	00 >	OBD	E	7000
Clio II 1.6 16V	Siemens Sirius 32N	01 >	OBD	E	7000
Clio II 1.6 16V	Siemens Sirius 34	04 >	OBD	E	7000
Clio II 1.6 16V Flex	Siemens Sirius 3134	05 >	OBD	E	7000
Clio II 1.6 16V Flex	Siemens SIM32	05 >	OBD	E	7000
Duster 1.6 16V Flex	Valeo V42	12 >	OBD	H	7000
Duster 2.0 16V Flex	Valeo V42	12 >	OBD	H	7000
Fluence 1.6 16V Flex	Valeo V42	12 >	OBD	E	7000
Fluence 2.0 16V	Continental EMS 3110	10 >	OBD	E	7000
Kangoo 1.0 8V	Siemens Sirius 32E	00 >	OBD	E	7000
Kangoo 1.6 8V	Siemens Sirius 32B	00 >	OBD	E	7000
Kangoo 1.6 16V	Siemens Sirius 34	04 – 09	OBD	E	7000
Kangoo 1.6 16V	Valeo	10 >	OBD	E	7000
Laguna 1.8 8V	Siemens - FENIX 5	96 – 98	OBD + RENAULT	L	7000
Laguna 2.0 16V	Siemens - FENIX 5	96 >	OBD + RENAULT	L	7000
Laguna 2.0 16V	Siemens Sirius 34	04 >	OBD	B	7000
Laguna 3.0 V6 12V	Siemens - FENIX 5	95 – 98	OBD + RENAULT	O	7000
Logan 1.0 16V Hi Flex	Siemens SIM32	07 – 09	OBD	H	7000
Logan 1.0 16V Hi Flex	Valeo	10 >	OBD	H	7000
Logan 1.6 8V	Continental EMS3120	15 >	OBD	H	7000
Logan 1.6 16V Hi Flex	Siemens SIM32	07 – 09	OBD	H	7000
Logan 1.6 16V Hi Flex	Valeo	10 >	OBD	H	7000
Mégane 1.6 8V	Siemens - FENIX 5	96 – 05	OBD	B	7000
Mégane 1.6 16V	Siemens Sirius 32D	00 – 05	OBD	B	7000
Mégane 1.6 16V	Siemens Sirius 34	04 – 05	OBD	B	7000
Mégane II 1.6 16V	Sagem 3000	05 – 07	OBD	B	7000
Mégane II 1.6 16V Hi Flex	Sagem 3000F	08 >	OBD	B	7000
Mégane 2.0 8V	Siemens - FENIX 5	98 – 05	OBD	B	7000
Mégane II 2.0 16V	Sagem 3000	05 >	OBD	B	7000
R19 1.6 8V	Marelli IAW G8	94 – 96	OBD + RENAULT	H	7000
R19 1.6 8V	Marelli IAW 8R.XX	94 – 96	OBD + RENAULT	H	7000
R19 1.6 8V	Monom. MA1.7	97 – 99	OBD + RENAULT	H	7000
Sandero 1.0 8V Hi Flex	Valeo	10 >	OBD	H	7000
Sandero 1.6 8V Hi Torque	Valeo	10 >	OBD	H	7000
Sandero 1.6 8V Hi Torque	Continental EMS3134	08 >	OBD	H	7000
Sandero 1.6 8V	Continental EMS3120	15 >	OBD	H	7000
Sandero 1.6 16V Hi Flex	Valeo	10 >	OBD	H	7000
Scénic 1.6 8V	Siemens - FENIX 5	96 >	OBD	B	7000
Scénic 1.6 16V	Siemens Sirius 32D	00 >	OBD	B	7000
Scénic 1.6 16V	Siemens Sirius 34	04 >	OBD	B	7000
Scénic 1.6 16V Flex	Siemens Sirius 3134	05 >	OBD	B	7000
Scénic 2.0 8V	Siemens - FENIX 5	98 – 99	OBD	B	7000
Scénic 2.0 8V	Siemens - FENIX 5	00 >	OBD	B	7000
Scénic 2.0 16V	Siemens Sirius 32B	01 >	OBD	B	7000
Scénic 2.0 16V	Siemens Sirius 34	04 >	OBD	B	7000
Scénic 2.0 16V	Sagem 3000	05 >	OBD	B	7000
Symbol 1.6 8V Hi Torque	Valeo	10 >	OBD	H	7000
Symbol 1.6 16V Hi Flex	Valeo	10 >	OBD	H	7000
Twingo 1.0 8V	Siemens Sirius 32E	00 >	OBD	E	7000
Twingo 1.2 8V	Marelli IAW 6R.XX	94 – 96	OBD + RENAULT	O	7000
Twingo 1.4 8V	Siemens - FENIX 5	97 – 00	OBD + RENAULT	O	7000
Twingo 1.6 8V	Monom. MA1.7	97 – 99	OBD + RENAULT	O	7000
Twingo 1.6 8V	Siemens Sirius 32B	00 >	OBD	E	7000

**RENAULT**

Modelos Modelos	Sistema Sistema	Ano Año	Conector Conector	Posição Posición	Scanner Scanner
--------------------	--------------------	------------	----------------------	---------------------	--------------------

**Sistema de Injeção Diesel / Sistema de Inyección Diesel**

Clio II 1.5 dCi	Delphi DDCR / LVCR	01 >	OBD	E	7000
Kangoo 1.9 D	Lucas DPCN 1+RC	97 >	OBD	E	7000
Laguna 1.5 DCi	Delphi DDCR / LVCR	01 >	OBD	B	7000
Laguna 1.9 DTI	Bosch MSA 15.5	99 >	OBD	B	7000
Master 2.5 16V DCi	Bosch EDC-15C3	05 – 11	OBD	B	7000
Master 2.3 16V DCi	Bosch EDC-17CP42	13 >	OBD	B	7000
Mégane 1.5 DCi	Delphi DDCR / LVCR	01 >	OBD	B	7000
Mégane 1.9 D	Lucas DPCN 1+	96 – 99	OBD	B	7000
Mégane 1.9 TD	Lucas DPCN	96 >	OBD	B	7000
Mégane 1.9 DTI	Bosch MSA 15.5	98 >	OBD	B	7000
R19 1.9 D	Lucas DPCN	92 – 96	OBD + RENAULT	H	7000
Scénic 1.5 DCi	Delphi DDCR / LVCR	01 >	OBD	B	7000
Scénic 1.9 D	Lucas DPCN 1+	96 >	OBD	B	7000
Scénic 1.9 TD	Lucas DPCN	98 >	OBD	B	7000
Scénic 1.9 DTI	Bosch MSA 15.5	99 >	OBD	B	7000
Trafic 1.9 D	Lucas DPCN 1+	97 >	OBD	B	7000
Trafic 1.9 D	Lucas DPCN	97 >	OBD	B	7000

**Sistema ABS / Sistema ABS**

Duster	ABS/ESP	07 >	OBD	H	7000
Logan / Sandero	ABS/ESP	07 – 14	OBD	H	7000
Logan / Sandero	ABS - RN/2	15 >	OBD	H	7000
Fluence	ABS - RN	10 >	OBD	B	7000
Master	ABS - RN	13 >	OBD	B	7000
Mégane II	ABS - Bosch 8.0	05 >	OBD	B	7000
Symbol	ABS/ESP	12 >	OBD	H	7000

**Sistema de Air Bag / Sistema de Air Bag**

Clio II	Bosch AB7.0	00 >	OBD	E	7000
Clio II	Bosch AB8.0	00 >	OBD	E	7000
Clio II	Bosch AB8.1	00 >	OBD	E	7000
Duster	SRS - Continental	12 >	OBD	H	7000
Fluence	SRS - Continental	10 >	OBD	B	7000
Kangoo	4AB	00 >	OBD	E	7000
Logan /Sandero	SRS - Continental	07 >	OBD	H	7000
Logan /Sandero	SRS - RN	15 >	OBD	H	7000
Master	SRS - Autoliv	13 >	OBD	B	7000
Mégane	4AB	95 >	OBD	B	7000
Mégane II	Autoliv ACU4	05 >	OBD	B	7000
Scénic	4AB	98 >	OBD	B	7000
Symbol	SRS - Continental	07 >	OBD	H	7000

**Sistema Central Elétrica / Unidad de Control Habitáculo (U.C.H.)**

Mégane	Siemens UCH	95 – 01	OBD	B	7000
Scénic	Siemens UCH	98 – 01	OBD	B	7000

**Sistema de Imobilizador / Sistema de Inmovilizador**

Mégane	Imob UCH	95 – 01	OBD	B	7000
Scénic	Imob UCH	98 – 01	OBD	B	7000

Modelos Modelos	Sistema Sistema	Ano Año	Conector Conector	Posição Posición	Scanner Scanner
--------------------	--------------------	------------	----------------------	---------------------	--------------------

**Sistema de Injeção Otto / Sistema de Inyección Otto**

Alhambra 1.8 Turbo (AJH)	Motronic M3.8.5	98 >	OBD	E	7000
Alhambra 2.0 (ADY)	Siemens SIMOS	95 – 01	OBD	E	7000
Alhambra 2.0 (ATM)	Motronic ME7.5	00 >	OBD	E	7000
Alhambra 2.8 (AUE/AYL)	Motronic ME7.1	00 >	OBD	E	7000
Altea 2.0 FSI	Bosch MED9	03 >	OBD	B	7000
Arosa 1.0 8V (AER/ALL)	Motronic MP9.0	97 >	OBD	E	7000
Arosa 1.0 8V (AHT)	Siemens SIMOS 2.3P	97 >	OBD	E	7000
Arosa 1.0 8V (ALD)	Motronic ME7.5	99 >	OBD	E	7000
Arosa 1.4 8V (AEX)	Motronic MP9.0	97 >	OBD	E	7000
Arosa 1.4 16V (AFK)	Marelli IAW-4AC	99 >	OBD	E	7000
Arosa 1.4 16V (AEX)	Marelli IAW-4CV	99 >	OBD	E	7000
Arosa 1.4 16V (AQQ)	Marelli IAW-4LV	99 >	OBD	E	7000
Cordoba 1.0 8V (AFR)	Marelli IAW-1AV	99 >	OBD	B	7000
Cordoba 1.0 8V (ALD)	Motronic ME7.5	99 >	OBD	B	7000
Cordoba 1.4 8V (ABD)	Mono Motr. MA1.2.3	93 – 95	OBD ou OBD+AUDI	M / B	7000
Cordoba 1.4 8V (AEX/AKV)	Motronic MP9.0	97 <	OBD	B	7000
Cordoba 1.4 8V (AKK/ANW)	Motronic ME7.5.10	99 >	OBD	B ou E	7000
Cordoba 1.4 16V (APE)	Marelli IAW-4LV	99 >	OBD	B	7000
Cordoba 1.6 8V (1F/ABU)	Mono Motr. MA1.2.3	94 >	OBD ou OBD+AUDI	M / B	7000
Cordoba 1.6 8V (AEE)	Marelli IAW-1AV	96 – 99	OBD	B	7000
Cordoba 1.6 8V (AEH/AFT)	Siemens SIMOS	96 – 97	OBD	B	7000
Cordoba 1.6 8V (APF)	Siemens SIMOS 3.3	99 >	OBD	B	7000
Cordoba 1.8 Turbo (AQX)	Motronic ME7.5	99 >	OBD	B	7000
Ibiza 1.0 8V (AER)	Motronic MP9.0	97 – 01	OBD	B	7000
Ibiza 1.0 8V (AFR)	Marelli IAW-1AV	99 >	OBD	B	7000
Ibiza 1.0 8V (ALD)	Motronic ME7.5	99 >	OBD	B	7000
Ibiza 1.05 8V (AUU)	Mono Motr. MA1.2.3	93 >	OBD ou OBD+AUDI	M / B	7000
Ibiza 1.3 8V (AAV)	Mono Motr. MA1.2.3	93 >	OBD ou OBD+AUDI	M / B	7000
Ibiza 1.4 8V (ABD)	Mono Motr. MA1.2.3	93 – 95	OBD ou OBD+AUDI	M / B	7000
Ibiza 1.4 8V (AEX/AKV)	Motronic MP9.0	97 <	OBD	B	7000
Ibiza 1.4 8V (AKK/ANW)	Motronic ME7.5.10	99 >	OBD	B	7000
Ibiza 1.4 16V (AFH)	Marelli IAW-1AV	96 >	OBD	B	7000
Ibiza 1.4 16V (APE)	Marelli IAW-4LV	99 >	OBD	B	7000
Ibiza 1.4 TSI	Bosch MED17.5.5	10 >	OBD	B	7000
Ibiza 1.6 8V (1F/ABU)	Mono Motr. MA1.2.3	94 >	OBD ou OBD+AUDI	M / B	7000
Ibiza 1.6 8V (AEE)	Marelli IAW-1AV	96 – 99	OBD	B	7000
Ibiza 1.6 8V (APF)	Siemens SIMOS 3.3	99 >	OBD	B	7000
Ibiza 1.8 8V (ABS/ABZ)	Mono Motr. MA1.2.3	93 >	OBD ou OBD+AUDI	M / B	7000
Ibiza 1.8 16V (ADL)	Bosch Digifant	93 – 96	OBD ou OBD+AUDI	M / B	7000
Ibiza 1.8 Turbo (AQX)	Motronic ME7.5	99 >	OBD	B	7000
Ibiza 2.0 8V (AGG)	Siemens SIMOS	96 >	OBD	B	7000
Ibiza 2.0 16V (ABF)	Bosch Digifant 3.0/3.2	95 >	OBD ou OBD+AUDI	M / B	7000
Inca 1.4 8V (AEX/AKV)	Motronic MP9.0	99 <	OBD	B	7000
Inca 1.4 8V (AUD)	Motronic ME7.5.10	00 >	OBD	B	7000
Inca 1.6 8V (1F/ABU)	Mono Motr. MA1.2.3	95 – 97	OBD ou OBD+AUDI	B	7000
Inca 1.6 8V (AEE)	Marelli IAW-1AV	96 – 99	OBD	M / B	7000
Leon 1.4 16V (AHW)	Marelli IAW-4CV	99 >	OBD	E	7000
Leon 1.4 16V (APE/AXP)	Motronic ME7.5.10	00 >	OBD	E	7000
Leon 1.6 8V (AUS)	Marelli IAW-4LV	00 >	OBD	E	7000
Leon 1.8 8V (APG)	Motronic M7.5	99 >	OBD	E	7000
Leon 1.8 Turbo (AJQ/APP)	Motronic ME7.5	99 >	OBD	E	7000
Leon 2.0 FSI	Bosch MED9	03 >	OBD	E	7000
Leon 2.3 (AGZ)	Motronic M3.8.3	00 >	OBD	E	7000
Toledo 1.4 16V (AHW)	Marelli IAW-4CV	99 >	OBD	E	7000
Toledo 1.4 16V (APE/AXP)	Motronic ME7.5.10	00 >	OBD	E	7000
Toledo 1.6 8V (1F/ABU)	Mono Motr. MA1.2.3	94 >	OBD	E	7000
Toledo 1.6 8V (AEE)	Marelli IAW-1AV	96 – 99	OBD	E	7000
Toledo 1.6 8V (APF)	Siemens SIMOS 3.3	99 >	OBD	E	7000
Toledo 1.8 8V (ABS/ABZ)	Mono Motr. MA1.2.3	93 >	OBD ou OBD+AUDI	M / E	7000
Toledo 2.0 FSI	Bosch MED9	03 >	OBD	E	7000
Toledo 2.3 (AGZ)	Motronic M3.8.3	98 >	OBD	E	7000



Modelos Modelos	Sistema Sistema	Ano Año	Conector Conector	Posição Posición	Scanner Scanner
--------------------	--------------------	------------	----------------------	---------------------	--------------------

**Sistema de Injeção Diesel / Sistema de Inyección Diesel**

Alhambra 1.9 TDI(1Z/AFN)	Bosch EDC	96 >	OBD	E	7000
Alhambra 1.9 TDI (ANU/AUY)	Bosch EDC-15P	00 >	OBD	E	7000
Arosa 1.2 TDI (ANY)	Bosch EDC	99 >	OBD	E	7000
Arosa 1.4 TDI (AMF)	Bosch EDC-15P	98 >	OBD	E	7000
Arosa 1.7 D (AHG)	Bosch EDC-15V	97 >	OBD	E	7000
Arosa 1.7 SDI (AKU)	Bosch EDC-15V	97 >	OBD	E	7000
Cordoba 1.9 SDI (AEY)	Bosch EDC	95 >	OBD	B	7000
Cordoba 1.9 SDI (AGP/AQM)	Bosch EDC-15V	99 >	OBD	B	7000
Cordoba 1.9 TDI (1Z)	Bosch EDC	95 >	OBD	E	7000
Cordoba 1.9 TDI (AGR)	Bosch EDC-15V	99 >	OBD	E	7000
Ibiza 1.9 D (1Y)	Siemens V1	93 >	OBD ou OBD+AUDI	M / B	7000
Ibiza 1.9 SDI (AEY)	Bosch EDC	95 >	OBD	M / B	7000
Ibiza 1.9 SDI (AGP/AQM)	Bosch EDC-15V	99 >	OBD	M / B	7000
Ibiza 1.9 TD (AAZ)	Siemens V1	93 >	OBD ou OBD+AUDI	M / B	7000
Ibiza 1.9 TDI (1Z)	Bosch EDC	96 >	OBD	B	7000
Ibiza 1.9 TDI (AGR)	Bosch EDC-15V	99 >	OBD	B	7000
Inca 1.7 SDI (AHB)	Bosch EDC	96 >	OBD	B	7000
Inca 1.9 D (1Y)	Siemens V1	95 >	OBD ou OBD+AUDI	B	7000
Inca 1.9 SDI (AEY/AYQ)	Bosch EDC	95 >	OBD ou OBD+AUDI	B	7000
Inca 1.9 TDI (AHU)	Bosch EDC	96 >	OBD	B	7000
Leon 1.9 SDI (AQM)	Bosch EDC-15V	00 >	OBD	E	7000
Leon 1.9 TDI (AHF/ALH/ASV)	Bosch EDC	95 – 98	OBD	E	7000
Leon 1.9 TDI (AGR)	Bosch EDC-15V	00 >	OBD	E	7000
Toledo 1.9 SDI (AEY)	Bosch EDC	95 – 98	OBD	E	7000
Toledo 1.9 TD (AAZ)	Siemens V1	97 <	OBD	E	7000



Modelos Modelos	Sistema Sistema	Ano Año	Conector Conector	Posição Posición	Scanner Scanner
--------------------	--------------------	------------	----------------------	---------------------	--------------------

Auto SY6390 PVans 1.0 8V	Bosch M7.8.0	12	OBD	A	7000
Auto SY6390 Cargov 1.0 8V	Bosch M7.8.0	12	OBD	A	7000
Auto SY6390 Trucks 1.0 8V	Bosch M7.8.0	12	OBD	A	7000



Modelos Modelos	Sistema Sistema	Ano Año	Conector Conector	Posição Posición	Scanner Scanner
--------------------	--------------------	------------	----------------------	---------------------	--------------------

**Sistema de Injeção Otto / Sistema de Inyección Otto**

Fabia 1.0 8V (ARV)	Motronic ME7.5	99 >	OBD	B	7000
Fabia 1.4 16V (AUAUB)	Marelli IAW-4LV	99 >	OBD	B	7000
Felicia 1.3 8V (AMG/AMH)	Siemens SIMOS	98 >	OBD	H	7000
Felicia 1.6 8V (AEE)	Marelli IAW-1AV	95 >	OBD ou OBD+AUDI	M / H	7000
Octavia 1.4 16V (AMD)	Siemens SIMOS	00 >	OBD	B	7000
Octavia 1.4 16V (AXP)	Motronic ME7.5.10	00 >	OBD	B	7000
Octavia 1.6 8V (AEE)	Marelli IAW-1AV	98 >	OBD	B	7000
Octavia 1.6 8V (AEH/AKL)	Siemens SIMOS	99 >	OBD	B	7000
Octavia 1.8 20V (AGN)	Motronic M3.8.5	96 >	OBD	B	7000
Octavia 1.8 Turbo (ARZ)	Motronic ME7.5	00 >	OBD	B	7000
Octavia 2.0 FSI	Bosch MED9.5.10	07 >	OBD	B	7000
Pick-Up 1.6 8V (AEE)	Marelli IAW-1AV	95 >	OBD	B	7000



Modelos Modelos	Sistema Sistema	Ano Año	Conector Conector	Posição Posición	Scanner Scanner
--------------------	--------------------	------------	----------------------	---------------------	--------------------

**Sistema de Injeção Diesel / Sistema de Inyección Diesel**

Fabia 1.9 SDI (ASY)	Bosch EDC	99 >	OBD	B	7000
Fabia 1.9 TDI (ATD)	Bosch EDC-15P	99 >	OBD	B	7000
Felícia 1.9 D (AEF)	Siemens V1	96 >	OBD	H	7000
Octavia 1.9 SDI (AGP)	Bosch EDC-15V	99 <	OBD	B	7000
Octavia 1.9 TDI (AGR/AHF)	Bosch EDC-15V	99 >	OBD	B	7000



Modelos Modelos	Sistema Sistema	Ano Año	Conector Conector	Posição Posición	Scanner Scanner
--------------------	--------------------	------------	----------------------	---------------------	--------------------

**Sistema de Injeção Otto / Sistema de Inyección Otto**

Actyon A230 2.3 16V	VDO MSE	08 >	OBD	B	7000
Rexton RX230 2.3 16V	VDO MSE	08 >	OBD	B	7000
Kyron 2.3 16V	VDO MSE	08 >	OBD	B	7000

**Sistema de ABS / Sistema de ABS**

Actyon A230 2.3 16V	ABS/ESP TEVES	08 >	OBD	B	7000
Kyron 2.3 16V	ABS/ESP TEVES	08 >	OBD	A	7000

**Sistema Air Bag / Sistema Air Bag**

Actyon A230 2.3 16V	AIRBAG SER-SMART	08 >	OBD	B	7000
Kyron 2.3 16V	AIRBAG SER-SMART	08 >	OBD	B	7000



Modelos Modelos	Sistema Sistema	Ano Año	Conector Conector	Posição Posición	Scanner Scanner
--------------------	--------------------	------------	----------------------	---------------------	--------------------

**Sistema de Injeção Otto / Sistema de Inyección Otto**

Grand Vitara 1.6	SGM	01 >	OBD	C	7000
Grand Vitara 2.0	SGM	01 >	OBD	C	7000
Grand Vitara 2.5 V6	SGM	98 >	OBD	C	7000
Grand Vitara 3.5	SGM	00 >	OBD	C	7000

**Sistema de Injeção Diesel / Sistema de Inyección Diesel**

Grand Vitara 2.0 TD	Bosch EDC-15C2	00 – 01	OBD	C	7000
---------------------	----------------	---------	-----	---	------

Modelos Modelos	Sistema Sistema	Ano Año	Conector Conector	Posição Posición	Scanner Scanner
--------------------	--------------------	------------	----------------------	---------------------	--------------------

**Sistema de Injeção Otto / Sistema de Inyección Otto**

4RUNNER 3.4	OBD II - ISO	06 >	OBD	C	7000
Camry 2.2 16V (USA)	TCCS (OBD II - VPW)	96 >	OBD	C	7000
Celica 2.0	OBD II - ISO	06 >	OBD	C	7000
Corolla 1.6 16V VVT-i	Toyota VVT-i	02 >	OBD	C	7000
Corolla 1.8 16V (USA)	TCCS (OBD II - VPW)	96 - 98	OBD	C	7000
Corolla 1.8 16V VVT-i	Toyota VVT-i	02 - 07	OBD	A	7000
Corolla 1.8 16V Flex	Denso	08 >	OBD	A	7000
Corolla 2.0 16V VVT-I Flex	Denso	12 >	OBD	A	7000
Etios 1.3 16V	Denso J2	13 >	OBD	B	7000
Etios 1.5 16V	Denso J2	13 >	OBD	B	7000
Hilux 3.4 V6 SW4 (USA)	TCCS (OBD II - VPW)	96 >	OBD	C	7000
RAV4 2.4 16V	Denso	06 - 11	OBD	A	7000
RAV4 2.4 16V	Denso	12 >	OBD	A	7000
Yaris 1.6	OBD II - ISO	06 >	OBD	C	7000

**Sistema de Injeção Diesel / Sistema de Inyección Diesel**

Hilux 2.5	Toyota Denso-1/2	05 >	OBD	C	7000
Hilux 3.0	Toyota Denso-1	05 >	OBD	C	7000
Hilux 3.0 16V Turbo	Toyota Denso-CAN	12 >	OBD	C	7000

**Sistema de Transmissão Automática / Sistema de Transmisión Automática**

Corolla 1.6 16V VVT-i	Toyota AT	02 - 07	OBD	B	7000
Corolla 1.8 16V VVT-i	Toyota AT	02 - 07	OBD	B	7000
Corolla	Denso - AT	08 >	OBD	A	7000
Hilux 3.0 16V Turbo	Denso - AT	12 >	OBD	C	7000

**Sistema de ABS / Sistema de ABS**

Hilux 3.0	ADVICS1	05 >	OBD	B	7000
Corolla	ABS - Bosch	08 >	OBD	A	7000
Etios	ABS - Bosch EBD	13 >	OBD	B	7000
RAV4	ABS - Bosch	06 >	OBD	A	7000

**Sistema Air Bag / Sistema Air Bag**

4Runner	SRS-TOYOTA	99 >	OBD	B	7000
Avalon	SRS-TOYOTA	99 >	OBD	B	7000
Camry	SRS-TOYOTA	99 >	OBD	B	7000
Celica	SRS-TOYOTA	99 >	OBD	B	7000
Corolla	SRS-3	99 >	OBD	B	7000
Echo	SRS-TOYOTA	00 >	OBD	B	7000
Etios	SRS-TOYOTA	13 >	OBD	B	7000
Highlander	SRS-TOYOTA	01 >	OBD	B	7000
Hilux 3.0	SRS-2	05 >	OBD	B	7000
Hilux 3.0 16V Turbo	SRS-4	12 >	OBD	C	7000
Land Cruiser	SRS-TOYOTA	99 >	OBD	B	7000
MR2	SRS-TOYOTA	01 >	OBD	B	7000
Prius	SRS-TOYOTA	00 >	OBD	B	7000
RAV4	SRS-TOYOTA	02 - 06	OBD	B	7000
RAV4	SRS-3	06 >	OBD	B	7000
Sequoia	SRS-TOYOTA	01 >	OBD	B	7000
Sienna	SRS-TOYOTA	00 >	OBD	B	7000
Signna	SRS-TOYOTA	99 >	OBD	B	7000
Solara	SRS-TOYOTA	99 >	OBD	B	7000
Tacoma	SRS-TOYOTA	00 >	OBD	B	7000
Tundra	SRS-TOYOTA	00 >	OBD	B	7000

Modelos Modelos	Sistema Sistema	Ano Año	Conector Conector	Posição Posición	Scanner Scanner
--------------------	--------------------	------------	----------------------	---------------------	--------------------

**Sistema de Imobilizador / Sistema de Inmovilizador**

Corolla	Toyota - Imob	08 >	OBD	A	7000
---------	---------------	------	-----	---	------

**Sistema BCM (Módulo de Controle da Carroceria) / Sistema BCM (Módulo de Control de la Carroceria)**

Corolla	BCM	08 >	OBD	A	7000
---------	-----	------	-----	---	------

**Sistema Portas / Sistema Puertas**

Corolla	Doors	08 >	OBD	A	7000
---------	-------	------	-----	---	------

**Sistema Direção Assistida EPS / Sistema EPS**

Corolla	EPS	08 >	OBD	A	7000
Etiós	EMPS	13 >	OBD	B	7000



Modelos Modelos	Sistema Sistema	Ano Año	Conector Conector	Posição Posición	Scanner Scanner
--------------------	--------------------	------------	----------------------	---------------------	--------------------

**Sistema de Injeção Otto / Sistema de Inyección Otto**

Troller T4 2.0	IAW-1 AVP	98 – 01	OBD	B	7000
----------------	-----------	---------	-----	---	------

**Sistema de Imobilizador / Sistema de Inmovilizador**

Troller T4 2.0	IAW-1 AVP	98 – 01	OBD	B	7000
----------------	-----------	---------	-----	---	------

**Sistema de Injeção Diesel / Sistema de Inyección Diesel**

Jeep 3.0	Siemens SID901K	05 >	OBD	B	7000
Pantanal 3.0	Siemens SID901K	05 >	OBD	B	7000



Modelos Modelos	Sistema Sistema	Ano Año	Conector Conector	Posição Posición	Scanner Scanner
--------------------	--------------------	------------	----------------------	---------------------	--------------------

**Sistema de Injeção Otto / Sistema de Inyección Otto**

C70 2.3 20V T5	Bosch M4.4 (OBD II)	98 – 99	OBD	C	7000
S40 1.6 16V	Siemens Fenix 5.1 (OBD II)	96 – 98	OBD	C	7000
S40 1.8 16V	Siemens Fenix 5.1 (OBD II)	96 – 98	OBD	C	7000
S40 2.0 16V	Siemens Fenix 5.1 (OBD II)	96 – 98	OBD	C	7000
S70 2.5 20V	Bosch M4.4 (OBD II)	97 – 99	OBD	C	7000
V40 1.6 16V	Siemens Fenix 5.1 (OBD II)	96 – 98	OBD	C	7000
V40 1.8 16V	Siemens Fenix 5.1 (OBD II)	96 – 98	OBD	C	7000
V40 2.0 16V	Siemens Fenix 5.1 (OBD II)	96 – 98	OBD	C	7000
V70 2.5 20V	Bosch M4.4 (OBD II)	97 – 99	OBD	C	7000

Atenção : Para alguns modelos anteriores a 98, apenas a função memória de avarias está disponível.



Modelos Modelos	Sistema Sistema	Ano Año	Conector Conector	Posição Posición	Scanner Scanner
--------------------	--------------------	------------	----------------------	---------------------	--------------------

**Sistema de Injeção Otto / Sistema de Inyección Otto**

Beetle 1.6 8V (AWH/AYD)	Siemens SIMOS 3.3	00 >	OBD	B	7000
Beetle 1.8 Turbo (AVC)	Motronic ME7.5	99 >	OBD	B	7000
Beetle 2.0 8V (AQY)	Motronic M5.9.2	99 >	OBD	B	7000
Bora 1.4 16V (AHW/AKQ)	Marelli IAW-4AV	99 <	OBD	E	7000
Bora 1.4 16V (APE)	Marelli IAW-4LV	99 >	OBD	E	7000
Bora 1.4 16V (AXP)	Motronic ME7.5.10	00 >	OBD	E	7000
Bora 1.6 16V (AEH/AKL)	Siemens SIMOS	99 <	OBD	E	7000
Bora 1.6 16V (AUS)	Marelli IAW-4LV	00 >	OBD	E	7000
Bora 1.8 20V (AGN)	Motronic M3.8.5	98 >	OBD	E	7000
Bora 1.8 20V (AGU)	Motronic M3.8.3	98 >	OBD	E	7000
Bora 1.8 Turbo (ARZ)	Motronic ME7.5	99 >	OBD	E	7000
Bora 2.0 (APK/AQY)	Motronic M5.9.2	99 >	OBD	E	7000
Bora 2.3 VR5 (AGZ)	Motronic M3.8.3	99 >	OBD	E	7000
Bora 2.5 20V	Motronic ME7.1.1	06 >	OBD	E	7000
Bora 2.8 V6 (AQP/AUE)	Motronic ME7.1	99 >	OBD	E	7000
Caddy 1.4 8V (AEX/AKV/APQ)	Motronic MP9.0	97 >	OBD	B	7000
Caddy 1.6 8V (1F)	Mono Motr. MA1.2.3	95 >	OBD	B	7000
Corrado 1.8 8V (PG)	Bosch Digifant	93 <	OBD + AUDI	M	7000
Corrado 2.0 8V (ADY)	Siemens SIMOS	94 >	OBD ou OBD + AUDI	M / E	7000
Corrado 2.8 VR6 (AAA)	Motronic M2.9	91 – 95	OBD + AUDI	M	7000
Corrado 2.9 VR6 (ABV)	Motronic M2.7	91 – 95	OBD + AUDI	M	7000
EOS 2.0 FSI	Bosch MED9.5.10	03 – 09	OBD	B	7000
Fox 1.0 8V	Marelli IAW-4BV	03 >	OBD	B	7000
Fox 1.0 8V Total Flex	Marelli IAW-4BV	03 – 08	OBD	B	7000
Fox 1.0 8V Total Flex	Marelli IAW-4GV	08 >	OBD	B	7000
Fox 1.0 12V	Motronic ME17.5.24R3	14 >	OBD	B	7000
Fox 1.6 8V	Motronic ME7.5.10	03 >	OBD	B	7000
Fox 1.6 8V Total Flex	Motronic ME7.5.10	03 – 04	OBD	B	7000
Fox 1.6 8V Total Flex	Motronic ME7.5.20	05 – 07	OBD	B	7000
Fox 1.6 8V Total Flex	Motronic ME7.5.30	08 >	OBD	B	7000
Fox 1.6 16V MSI	Simos 15.27	15 >	OBD	B	7000
Gol 1.0 / 1.6 / 1.8 8V	FIC EEC-IV	95 – 96	OBD + EC4	K	7000
Gol 1.0 8V	Motronic MP 9.0	97 – 03	OBD	B	7000
Gol 1.0 8V	IAW-4LV	01 >	OBD	B	7000
Gol 1.0 8V	IAW-4SV	03 >	OBD	B	7000
Gol 1.0 8V Flex	IAW-4BV	03 >	OBD	B	7000
Gol 1.0 8V Flex	Motronic ME7.5.20	05 >	OBD	B	7000
Gol 1.0 8V G5 Flex	IAW-4GV	08 >	OBD	A	7000
Gol 1.0 8V TEC Flex	Motronic ME17.5.20	13 >	OBD	B	7000
Gol 1.0 16V	IAW-1AVS / 1AVI	98 – 01	OBD	B	7000
Gol 1.0 16V	IAW-4LV	01 >	OBD	B	7000
Gol 1.0 16V Turbo	Motronic 3.8.3	00 >	OBD	B	7000
Gol 1.6 / 1.8 / 2.0 8V	IAW-1ABW / 1AVP	97 >	OBD	B	7000
Gol 1.6 8V Total Flex	IAW-4AVP	03 >	OBD	B	7000
Gol 1.6 8V Total Flex	Motronic ME7.5.20	06 >	OBD	B	7000
Gol 1.6 8V G5 Flex	Motronic ME7.5.30	08 >	OBD	A	7000
Gol 1.6 I VHT Flex	IAW-9VG	13 >	OBD	A	7000
Gol 1.6 16V MSI	Simos 15.27	15 >	OBD	A	7000
Gol 2.0 16V	Marelli VG7.2	96 – 97	OBD + EC4/INV	K	7000
Gol 2.0 16V	IAW-1ABW / 1ABI	97 >	OBD	B	7000
Golf 1.4 (ABD)	Mono Motr. MA1.2.3	91 – 95	OBD ou OBD + AUDI	E	7000
Golf 1.4 (AEX)	Motronic MP9.0	95 >	OBD	E	7000
Golf 1.4 16V (AHW/AQY)	Marelli IAW-4AV	99 <	OBD	E	7000
Golf 1.4 (AXP)	Motronic ME7.5.10	00 >	OBD	E	7000
Golf 1.4 TSI	Motronic ME17.5.2	08 >	OBD	E	7000
Golf 1.4 TSI	Motronic ME17.5.5	10 – 12	OBD	E	7000
Golf 1.4 Tsi	MED17.5.21	13 >	OBD	E	7000
Golf 1.6 (ABD/ABU)	Mono Motr. MA1.2.3	91 – 95	OBD ou OBD + AUDI	B	7000
Golf 1.6 (AEA)	Mono Motr. MA1.3	94 – 97	OBD ou OBD + AUDI	E	7000
Golf 1.6 (AEK)	Motronic M2.9	94 – 95	OBD ou OBD + AUDI	E	7000





Modelos Modelos	Sistema Sistema	Ano Año	Conector Conector	Posição Posición	Scanner Scanner
--------------------	--------------------	------------	----------------------	---------------------	--------------------

**Sistema de Injeção Otto / Sistema de Inyección Otto**

Golf 1.6 (AEE)	Marelli IAW-1AV	95 – 97	OBD	E	7000
Golf 1.6 (AFT/AKS)	Siemens SIMOS	95 – 97	OBD	E	7000
Golf 1.6	Motronic ME7.5.10	01 – 04	OBD	E	7000
Golf 1.6 FSI	Motronic MED9.5.10	03 – 07	OBD	E	7000
Golf 1.6 Total Flex	Motronic ME7.5.20	05 – 07	OBD	E	7000
Golf 1.6 Total Flex	Motronic ME7.5.30	08 >	OBD	E	7000
Golf 1.6 16V (AEH/AKL)	Siemens SIMOS	98 >	OBD	E	7000
Golf 1.6 16V (AUS)	Marelli IAW-4LV	01 >	OBD	E	7000
Golf 1.8 (AAM/ABS/ACC)	Mono Motr. MA1.2.3	97 <	OBD ou OBD+AUDI	E	7000
Golf 1.8 (ADD)	Bosch Digifant	95 – 97	OBD ou OBD+AUDI	E	7000
Golf 1.8 20V(AGN)	Motronic M3.8.5	97 >	OBD	E	7000
Golf 1.8 20V(AGU)	Motronic M3.8.3	97 >	OBD	E	7000
Golf 1.8 Turbo(AQARZ)	Motronic ME7.5	98 >	OBD	E	7000
Golf 2.0 (2E)	Bosch Digifant	93 >	OBD ou OBD+AUDI	E	7000
Golf 2.0 (ADY/AGG/AKR)	Siemens SIMOS	96 >	OBD	E	7000
Golf 2.0 16V (ABF)	Bosch Digifant	92 – 97	OBD ou OBD+AUDI	E	7000
Golf 2.0 (APK/AQY)	Motronic M5.9.2	99 >	OBD	E	7000
Golf 2.0 TSI	Bosch MED17.5.2	09 >	OBD	E	7000
Golf 2.3 VR5 (AGZ)	Motronic M3.8.3	99 >	OBD	E	7000
Golf 2.5 20V	Bosch ME7.1.1	06 >	OBD	E	7000
Golf 2.8 VR6 (AAA)	Motronic M2.9	92 – 97	OBD ou OBD+AUDI	E	7000
Golf 2.8 V6 (AQP/AUE)	Motronic ME7.1	99 >	OBD	E	7000
Golf 2.9 VR6 (ABV)	Motronic M2.7	94 – 97	OBD ou OBD+AUDI	E	7000
Jetta 2.0 8V Flex	Bosch ME7.5.30	11 >	OBD	B	7000
Jetta 2.0 Tsi	Bosch MED17.5.2	11 >	OBD	B	7000
Jetta 2.5 20V	Bosch ME7.1.1	06 – 08	OBD	B	7000
Jetta 2.5 20V	Bosch ME17.5	09 – 12	OBD	B	7000
Kombi 1.4 8V Total Flex	IAW-4BV	06 >	OBD	T	7000
Kombi 1.4 8V Total Flex	IAW-4GV	06 >	OBD	T	7000
Kombi 1.6 8V	Motronic MP 9.0	97 >	OBD	T	7000
Lupo 1.0 8V (AER/ALL)	Motronic MP 9.0	98 >	OBD	E	7000
Lupo 1.0 8V (AHT)	Siemens SIMOS 2P	98 >	OBD	E	7000
Lupo 1.0 8V (ALD)	Motronic M7.5	98 >	OBD	E	7000
Lupo 1.4 16V (AFK/AHW)	Marelli IAW-4AV	98 >	OBD	E	7000
Logus 1.6 / 1.8 8V (G)	FIC EEC-IV (CFI)	95 – 96	OBD + EC4	N	7000
Logus 2.0 8V (G)	FIC EEC-IV (EFI)	95 – 96	OBD + EC4	N	7000
Parati 1.0 16V	IAW-1AVS / 1AVI	97 – 01	OBD	B	7000
Parati 1.0 16V	IAW-4LV / 4SV	02 – 03	OBD	B	7000
Parati 1.0 16V Turbo	Motronic M3.8.3	00 >	OBD	B	7000
Parati 1.6 / 1.8 8V	FIC EEC-IV (CFI)	95 – 96	OBD + EC4	K	7000
Parati 1.6 / 1.8 / 2.0 8V	IAW-1AVB / 1AVP	97 >	OBD	B	7000
Parati 1.6 8V Total Flex	IAW-4AVP	03 >	OBD	B	7000
Parati 1.8 8V Total Flex	IAW-4AVP	04 >	OBD	B	7000
Parati 2.0 16V	IAW-1ABW / 1ABI	97 >	OBD	B	7000
Passat 1.4 TSI	Bosch MED17.5.2	08 >	OBD	F	7000
Passat 1.6 (AEK)	Motronic M2.9	95 – 96	OBD	D / F	7000
Passat 1.6 (ADP)	Motronic M3.2	96 >	OBD	F	7000
Passat 1.6 (AHL/ARM)	Siemens SIMOS	96 >	OBD	F	7000
Passat 1.6 FSI	Bosch MED9.5.10	08 >	OBD	F	7000
Passat 1.8 (AAM/ABS/ACC)	Mono Motr. MA1.2.3	97 <	OBD ou OBD+AUDI	E	7000
Passat 1.8 20V (ADR)	Motronic M3.8.2	96 >	OBD	F	7000
Passat 1.8 20V (ARG/APT)	Motronic ME7.5	99 >	OBD	F	7000
Passat 1.8 Turbo (AEB)	Motronic M3.8.2	96 >	OBD	F	7000
Passat 1.8 Turbo	Motronic ME7.5	99 >	OBD	F	7000
Passat 2.0 (ADY)	SIMOS 4S	94 >	OBD	D / E	7000
Passat 2.0 16V (AGZ)	Bosch Digifant 3.2	97 <	OBD ou OBD+AUDI	D / E	7000
Passat 2.0 FSI	Bosch MED9.5.10	03 – 09	OBD	F	7000
Passat 2.0 TSI	Bosch MED17.5.2	09 >	OBD	F	7000
Passat 2.3 VR5 (AGZ)	Motronic M3.8.3	99 >	OBD	F	7000
Passat 2.8 VR6 (AAA)	Motronic M2.9	94 – 97	OBD ou OBD+AUDI	D / E	7000
Passat 2.8 V6 (ACK)	Motronic M3.8.2	97 >	OBD	F	7000

**VOLKSWAGEN**

Modelos Modelos	Sistema Sistema	Ano Año	Conector Conector	Posição Posición	Scanner Scanner
--------------------	--------------------	------------	----------------------	---------------------	--------------------

**Sistema de Injeção Otto / Sistema de Inyección Otto**

Passat 2.8 V6 (APR/ATX)	Motronic ME7.1	9 >	OBD	F	7000
Pointer 1.8 / 2.0 8V(G)	FIC EEC-IV (CFI/EFI)	94 – 96	OBD + EC4	N	7000
Polo 1.0 16V	IAW-4MV	02 >	OBD	B	7000
Polo 1.6 8V	Motronic ME 7.5.10	02 >	OBD	B	7000
Polo 1.6 8V Flex	Motronic ME 7.5.30	08 >	OBD	B	7000
Polo 1.8 8V MI	IAW-1AVB / 1AVP	97 – 01	OBD	B	7000
Polo 2.0 8V	Motronic ME 7.5.10	02 >	OBD	B	7000
Quantum 1.8 8V	FIC EEC-IV (CFI)	94 – 96	OBD + EC4	N	7000
Quantum 2.0 8V	FIC EEC-IV (EFI)	94 – 96	OBD + EC4	N	7000
Quantum 1.8 / 2.0 8V	IAW-1AVB / 1AVP	97 >	OBD	C	7000
Santana 1.8 8V	FIC EEC-IV (CFI)	94 – 96	OBD + EC4	N	7000
Santana 2.0 8V	FIC EEC-IV (EFI)	94 – 96	OBD + EC4	N	7000
Santana 1.8 / 2.0 8V	IAW-1AVB / 1AVP	97 >	OBD	C	7000
Saveiro 1.6 / 1.8 8V	IAW-1AVB / 1AVP	97 – 01	OBD	B	7000
Saveiro 1.6 8V Total Flex	IAW-4AVP	04 >	OBD	B	7000
Saveiro 1.6 16V MSI	Simos 15.27	15 >	OBD	B	7000
Sharan 1.8 Turbo (AJH)	Motronic M3.8.5	97 >	OBD	E	7000
Sharan 1.8 Turbo (AWC)	Motronic ME7.5	00 >	OBD	E	7000
Sharan 2.0 (ADY)	Siemens SIMOS	95 >	OBD	E	7000
Sharan 2.0 (ATM)	Motronic ME7.5	00 >	OBD	E	7000
Sharan 2.8 VR6 (AAA/AMY)	Motronic M3.8.1	95 >	OBD	E	7000
Sharan 2.8 VR6 (AYL)	Motronic ME7.1	98 >	OBD	E	7000
Tiguan 1.4 TSI	Bosch MED17.5.1	08 >	OBD	B	7000
Touran 1.4 TFSI	Bosch MED17	07	OBD	B	7000
Touran 1.4 TSI	Bosch MED17	06 – 08	OBD	B	7000
Touran 1.6 FSI	Bosch MED9.5.10	04 – 11	OBD	B	7000
Transporter 2.0 (AAC)	Bosch Digifant	92 <	OBD ou OBD+AUDI	M	7000
Transporter 2.5 (AAF)	Bosch Digifant	94 <	OBD ou OBD+AUDI	M	7000
Transporter 2.5 (AET)	Siemens SIMOS	96 >	OBD	B	7000
Transporter 2.5 (APL/AVT)	Siemens SIMOS 3.5	99 >	OBD	B	7000
Transporter 2.8 (AES)	Motronic M3.8.1	96 >	OBD	B	7000
Transporter 2.8 (AMV)	Motronic ME7.1	00 >	OBD	B	7000
Up 1.0 12V	Bosch ME17.5.24R3	14 >	OBD	B	7000
Van 1.6 8V	IAW-1AVP	97 >	OBD	B	7000
Vento 1.4 (ABD)	Mono Motr. MA1.2.3	91 – 95	OBD ou OBD+AUDI	E	7000
Vento 1.4 (AEX)	Motronic MP9.0	95 >	OBD	E	7000
Vento 1.6 (ABD/ABU)	Mono Motr. MA1.2.3	91 – 95	OBD ou OBD+AUDI	E	7000
Vento 1.6 (AEA)	Mono Motr. MA1.3	94 – 97	OBD ou OBD+AUDI	E	7000
Vento 1.6 (AEK)	Motronic M2.9	94 – 95	OBD ou OBD+AUDI	E	7000
Vento 1.6 (AEE)	Marelli IAW-1AV	95 – 97	OBD	E	7000
Vento 1.6 (AFT/AKS)	Siemens SIMOS	95 – 97	OBD	E	7000
Vento 1.8 (AAM/ABS/ACC)	Mono Motr. MA1.2.3	97 <	OBD ou OBD+AUDI	E	7000
Vento 2.0 (2E)	Bosch Digifant	93 >	OBD ou OBD+AUDI	E	7000
Vento 2.5 20V	Bosch ME7.1.1	06 >	OBD	E	7000
Voyage 1.0 Flex	IAW-4GV	09 >	OBD	A	7000
Voyage 1.0 TEC Flex	Bosch ME17.5.20	13 >	OBD	A	7000
Voyage 1.6 Flex	IAW-4GV	09 >	OBD	A	7000
Voyage 1.6 Flex	Motronic ME7.5.30	09 >	OBD	A	7000
Voyage 1.6 I VHT Flex	IAW-9VG	13 >	OBD	A	7000
Voyage 1.6 16V MSI	Simos 15.27	15 >	OBD	A	7000

Modelos Modelos	Sistema Sistema	Ano Año	Conector Conector	Posição Posición	Scanner Scanner
--------------------	--------------------	------------	----------------------	---------------------	--------------------

**Sistema de Injeção Diesel / Sistema de Inyección Diesel**

Amarok 2.0 TDI / BiTurbo	Bosch EDC-17	10 >	OBD	B	7000
Beetle 1.9 TDI (AGR)	Bosch EDC-15V / M	99 >	OBD	B	7000
Beetle 1.9 TDI (ATD)	Bosch EDC-15P	00 >	OBD	B	7000
Bora 1.9 SDI (AGP/AQM)	Bosch EDC-15V	99 >	OBD	E	7000
Bora 1.9 TDI (AGR)	Bosch EDC-15V / M	99 >	OBD	E	7000
Bora 1.9 TDI (ATD)	Bosch EDC-15P	00 >	OBD	E	7000
Caddy 1.7 SDI (AHB)	Bosch EDC	96 >	OBD	B	7000
Caddy 1.9 D (1Y)	SAUGDIESEL	95 >	OBD	B	7000
Caddy 1.9 SDI (AEY)	Bosch EDC	95 >	OBD	B	7000
Caddy 1.9 TDI (AUH/ALE)	Bosch EDC	97 >	OBD	B	7000
Gol 1.9 D (1Y)	SAUGDIESEL	96 >	OBD	B	7000
Golf III 1.9 D (1Y)	Siemens V1	97 <	OBD	E	7000
Golf III 1.9 SDI (AEY)	Bosch EDC	95 >	OBD ou OBD+AUDI	E	7000
Golf III 1.9 TD (AAZ)	Siemens V1	97 <	OBD ou OBD+AUDI	E	7000
Golf III 1.9 TDI (AUH/ALE)	Bosch EDC	93 >	OBD ou OBD+AUDI	E	7000
Golf IV 1.9 SDI	Bosch EDC-15V	97 >	OBD	E	7000
Golf IV 1.9 TDI (AGR)	Bosch EDC-15V / M	97 >	OBD	E	7000
Golf IV 1.9 TDI (ATD)	Bosch EDC-15P	00 >	OBD	E	7000
Lupo 1.2 TDI (ANY)	Bosch EDC	98 >	OBD	E	7000
Lupo 1.4 TDI (AMF)	Bosch EDC-15P	98 >	OBD	E	7000
Lupo 1.7 SDI (AKU)	Bosch EDC-15V	98 >	OBD	E	7000
Passat 1.9 TDI (1Z)	Bosch EDC	93 >	OBD ou OBD+AUDI	D / E	7000
Passat 1.9 TDI (AFN)	Bosch MSA 15	96 - 97	OBD	F	7000
Passat 1.9 TDI (AFN)	Bosch EDC-15V	97 >	OBD	F	7000
Passat 1.9 TDI (AJM/ATJ)	Bosch EDC-15P	98 >	OBD	F	7000
Passat 2.5 TDI (AFB/AKN)	Bosch EDC	98 >	OBD	F	7000
Polo 1.9 D (1Y)	SAUGDIESEL	96 >	OBD	B	7000
Saveiro 1.9 D (1Y)	SAUGDIESEL	96 >	OBD	B	7000
Sharan 1.9 TDI (1Z/AFN)	Bosch EDC	95 >	OBD	E	7000
Sharan 1.9 TDI (AUY)	Bosch EDC-15P	00 >	OBD	E	7000
Transporter 1.9 D (1Y)	SAUGDIESEL	96 >	OBD	B	7000
Transporter 2.5TDI (ACV)	Bosch EDC	99 >	OBD	B	7000
Vento 1.9 D (1Y)	Siemens V1	97 <	OBD	E	7000
Vento 1.9 SDI (AEY)	Bosch EDC	95 >	OBD ou OBD+AUDI	E	7000
Vento 1.9 TD (AAZ)	Siemens V1	97 <	OBD ou OBD+AUDI	E	7000
Vento 1.9 TDI (AUH/ALE)	Bosch EDC	93 >	OBD ou OBD+AUDI	E	7000

**Sistema de ABS / Sistema de ABS**

Amarok	TEVES MK25A	10 >	OBD	B	7000
Bora	TEVES MK60	05 >	OBD	B	7000
EOS	TEVES MK60	05 >	OBD	B	7000
Fox	TRW - EBC460U	14 >	OBD	B	7000
Fox	Bosch 9.0	15 >	OBD	B	7000
Gol	TRW - EBC460U	14 >	OBD	B	7000
Golf	TEVES MK60	03 >	OBD	B	7000
Jetta / Vento	TEVES MK60	05 >	OBD	B	7000
Passat	TRW 440	06 >	OBD	F	7000
Polo	TEVES MK60	05 >	OBD	B	7000
Touran	TEVES MK60	03 >	OBD	B	7000
Toureg	TEVES MK60	03 - 06	OBD	B	7000
Up	TRW - EBC460U	14 >	OBD	B	7000



Modelos Modelos	Sistema Sistema	Ano Año	Conector Conector	Posição Posición	Scanner Scanner
--------------------	--------------------	------------	----------------------	---------------------	--------------------

**Sistema Air Bag / Sistema Air Bag**

Amarok	SRS - UDS	10 >	OBD	B	7000
Fox	SRS - VW10	14 >	OBD	B	7000
Golf	SRS - VW8	07 – 09	OBD	B	7000
Golf	SRS - VW10	09 – 12	OBD	B	7000
Golf	SRS - VW20	13 >	OBD	B	7000
Gol	SRS - VW20	12 >	OBD	B	7000
Jetta / Vento	SRS - VW8	07 – 09	OBD	B	7000
Jetta / Vento	SRS - VW10	09 >	OBD	B	7000
Passat	SRS - VW8	07 – 09	OBD	F / B	7000
Passat	SRS - VW10	09 >	OBD	B	7000
Up	SRS - VW10	14 >	OBD	B	7000

**Sistema de Transmissão Automática / Sistema de Transmisión Automática**

Beetle	AT / 09G	05 >	OBD	B	7000
EOS	AT / 09G	07 >	OBD	B	7000
Fox I-Motion	Câmbio Eletrônico - CFC348V	10 >	OBD	B	7000
Gol I-Motion	Câmbio Eletrônico - CFC348V	10 >	OBD	B	7000
Jetta	AT / 09G	05 >	OBD	B	7000
Passat	AT / 09G AT / 09M	06 >	OBD	B	7000
Passat	DSG / 02E	06 >	OBD	B	7000
Polo I-Motion	Câmbio Eletrônico - CFC348V	10 >	OBD	B	7000
Voyage I-Motion	Câmbio Eletrônico - CFC348V	10 >	OBD	B	7000

**IMOBILIZADOR Leitura da senha de programação do imobilizador**

Golf IV	Painel VDO IMOB2	> 05/2001	OBD	E	7000
Golf IV	Painel Moto Meter	> 05/2001	OBD	E	7000
Passat B5	Painel VDO IMOB2	97 > 07/2000	OBD	F	7000
Passat B5	Painel Moto Meter	97 > 07/2000	OBD	F	7000

**AIR BAG Apagar a memória interna de colisão e falhas**

Gol G4 (377-909-603 A)	Siemens	-	OBD	B	7000
Gol G4 (377-909-603 A)	Siemens	-	OBD	B	7000
Golf III (1J0-909-603)	Siemens	-	OBD	E	7000
Golf IV (1J0-909-607)	Siemens	-	OBD	E	7000
Golf IV (1J0-909-609)	Siemens	-	OBD	E	7000
Golf IV (6Q0-909-605-A)	Siemens	-	OBD	E	7000
Golf IV (6Q0-909-605-B)	Siemens	-	OBD	E	7000
Golf IV (6Q0-909-605-C)	Siemens	-	OBD	E	7000
Golf IV (1C0-909-605-C)	Siemens	-	OBD	E	7000
Golf IV (1C0-909-605-F)	Siemens	-	OBD	E	7000
Golf IV (1C0-909-605-H)	Siemens	-	OBD	E	7000
Passat B4 (1J0-909-603)	Siemens	-	OBD	F	7000
Passat B5 (1J0-909-607)	Siemens	-	OBD	F	7000
Passat B5 (1J0-909-609)	Siemens	-	OBD	F	7000
Passat B5 (6Q0-909-605-A)	Siemens	-	OBD	F	7000
Passat B5 (6Q0-909-605-B)	Siemens	-	OBD	F	7000
Passat B5 (6Q0-909-605-C)	Siemens	-	OBD	F	7000
Passat B5 (1C0-909-605-C)	Siemens	-	OBD	F	7000
Passat B5 (1C0-909-605-F)	Siemens	-	OBD	F	7000
Passat B5 (1C0-909-605-H)	Siemens	-	OBD	F	7000



Modelos Modelos	Sistema Sistema	Ano Año	Conector Conector	Posição Posición	Scanner Scanner
--------------------	--------------------	------------	----------------------	---------------------	--------------------

### Sistema EPB (Electro-Mechanical Parking Brake) - Freio de Estacionamento

Passat (3C/AN)	EPB	06 >	OBD	B	7000
Passat Coupe (35)	EPB	09 >	OBD	B	7000
Tiguan (5N/AX)	EPB	07 >	OBD	B	7000

### Informação (Información)

**O PC-SCAN3000 está preparado para diagnosticar todos os sistemas presentes no veículo  
KW-1281 / KW-2000 / VW TP2.0**

01 - Sistema Eletrônico do Motor	27 - Visualizaçãomando Traseiro	52 - Sistema da Porta do Passageiro
02 - Sistema Eletrônico da Transmissão	28 - Comando do Ar Condicionado Traseiro	53 - Freio de Mão
03 - Sistema Eletrônico do Freio (ABS/ASR)	29 - Comando das Luzes, Lado Esquerdo	54 - Spoiler Traseiro
05 - Autorização de Partida e Acesso	2D - Intercomunicador	55 - Regulação do Alcance dos Faróis
06 - Regulação do Assento Lado Passageiro	2E - Media Player, Posição 3	56 - Rádio
07 - Unidade de Visualizaçãomando	2F - Seletor de Canais de TV Digital	57 - Sintonizador de Canais de Televisão
08 - Sistema Ar Condicionado/Aquecimento	31 - Eletrônica do Motor - Conjunto	58 - Tanque de Combustível Auxiliar
09 - Sistema Central Elétrico e Eletrônico	32 - Bloqueio Eletrônico	59 - Proteção Contra Guincho
0D - Porta Deslizante Esquerda	34 - Regulação do Nível	5E - Unidade de Indicaçãomando HL
0E - Media Player, Posição 1	35 - Travamento Central	61 - Regulação da Bateria
0F - Rádio-Tuner-Digital	36 - Bancocolumna de Direção do Motorista	62 - Porta Traseira Esq.
11 - Sistema Eletrônico do Motor II	37 - Sistema de Navegação	63 - Batente Lado Motorista
12 - Eletrônica da Embreagem	38 - Sistema Eletrônico do Teto	64 - Estabilizadores
13 - Regulação da Distância	39 - Comando das Luzes, Lado Direito	65 - Controle da Pressão dos Pneus
14 - Suspensão Eletrônica	3C - Aviso de Saída da Pista	66 - Regulação do Banco Traseiro
15 - Airbags	3D - Função Especial	67 - Controle de Voz
16 - Sistema Eletrônico do Volante	3E - Media Player, Posição 4	68 - Sistema do Limpa Pára-brisas
17 - Painel de Instrumentos	41 - Sistema Eletrônico da Bomba Diesel	69 - Função de Reboque
18 - Aquecimento Suplementar/Estacionário	42 - Sistema Eletrônico da Porta do Motorista	6D - Eletrônica da Tampa do Porta-malas
19 - Interface de Diagnóstico OBD	43 - Reforço Servofreio	6E - Indicação Comando do Teto
1C - Detecção da Posição do Veículo	44 - Direção Assistida	71 - Carregador da Bateria
1D - Identificação do Motorista	45 - Controle Habitáculo	72 - Sistema Porta Traseira Direita
1E - Media Player, Posição 2	46 - Módulo Central do Sistema de Conforto	73 - Batente Lado Passageiro
1F - Rádio-Tuner-Stellit	47 - Sistema de Som	74 - Comando Chassi
21 - Sistema Eletrônico do Motor III	48 - Assento, Traseiro, Lado Motorista	75 - Módulo de Emergência
22 - Sistema Eletrônico da Tração Integral	49 - Interruptor da Luz Automática	76 - Auxiliar de Estacionamento
23 - Amplificação do Servofreio	4D - Transferência Dados	77 - Telefone
24 - Regulação Anti-patinagem	4E - Unidade de Indicaçãomando HR	78 - Porta Deslizante Direita
25 - Imobilizador Eletrônico	4F - Sistema Central Eletrônico II	7D - Aquecimento do Banco
26 - Acionamento Eletrônico do Teto Solar	51 - Tração Eletrônica	7E - Indicação do Painel de Instrumentos

### Funções Disponíveis (Funciones Disponibles)

01 - Consultar Scanner da Unidade de Comando / 02 - Consultar a Memória de Avarias / 03 - Diagnóstico dos Elementos Atuadores  
04 - Regulação Básica / 05 - Apagar Memória de Avarias / 06 - Finalizar Comunicação / 07 - Codificar a Unidade de Comando  
08 - Ler Blocos de Valores / 09 - Ler Bloco Individual de Valores / 10 - Adaptação / 11 - Procedimento Login

Secret Key Code (ConScanner do Código de Segurança de 7 para 4 dígitos)

# **PC-SCAN7000 V3**

## **Sistema de Diagnóstico Veicular**

### **ÍNDICE:**

#### **PESADOS**

• AGRALE .....	63
• FORD .....	65
• FREIGHTLINER .....	65
• GMC .....	66
• HYUNDAI .....	66
• INTERNATIONAL .....	66
• IVECO .....	67
• KIA .....	67
• MERCEDES-BENZ .....	68
• NEOBUS .....	71
• SCANIA .....	71
• VOLKSWAGEN / MAN .....	72
• VOLVO .....	74
• CABOS .....	77
• LOCALIZAÇÃO DOS CONECTORES .....	83

Modelos Modelos	Sistema Sistema	Ano Año	Conector Conector	Posição Posición	Scanner Scanner
--------------------	--------------------	------------	----------------------	---------------------	--------------------

### Sistema de Gerenciamento do Motor Diesel

Caminhão CAM 8500 TCE	MWM Acteon 4.12	04 - 07	OBD	A	7000
Caminhão CAM 8700 EV	CUMMINS ISF 3.8	12 >	OBD	A	7000
Caminhão CAM 9200 TCE	MWM Acteon 4.12	04 - 07	OBD	A	7000
Caminhão CAM 10000 EV	MWM MAXFORCE 4.8	12 >	OBD	G	7000
Caminhão CAM 10000 EV	CUMMINS ISF 3.8	12 >	OBD	G	7000
Caminhão CAM 14000 EV	MWM MAXFORCE 4.8	12 >	OBD	G	7000
Chassi MA 7.5 TCE	MWM Acteon 4.12	04 - 07	OBD + DTH-9P	***	7000
Chassi MA 8.5 TCE	MWM Acteon 4.12	04 - 07	OBD + DTH-9P	***	7000
Chassi MA 8.5 ISBe	Cummins ISBe	06 >	OBD	***	7000
Chassi MA 8.7 EV	CUMMINS ISF 3.8	12 >	OBD	***	7000
Chassi MA 9.2 TCE	MWM Acteon 4.12	04 - 07	OBD	***	7000
Chassi MA 9.2 ISBe	Cummins ISBe	06 >	OBD	***	7000
Chassi MA 9.2 BL/BC EV	MWM MAXFORCE 4.8	12 >	OBD	***	7000
Chassi MA 9.2 BL/BC EV	CUMMINS ISF 3.8	12 >	OBD	***	7000
Chassi MA 10 TCE	MWM Acteon 4.12	04 - 07	OBD	***	7000
Chassi MA 10.0 BL/BC EV	MWM MAXFORCE 4.8	12 >	OBD	***	7000
Chassi MA 10.0 BL/BC EV	CUMMINS ISF 3.8	12 >	OBD	***	7000
Chassi MA 12 TCE	MWM Acteon 4.12	04 - 07	OBD	***	7000
Chassi MA 12 EV	MWM MAXFORCE 4.8	12 >	OBD	***	7000
Chassi MA 12 ISBe	Cummins ISBe	06 >	OBD	***	7000
Chassi MA 15 TCE	MWM Acteon 4.12	04 - 07	OBD	***	7000
Chassi MA 15/ MA15 AR EV	MWM MAXFORCE 4.8	12 >	OBD	***	7000
Chassi MA 17 EV	MWM MAXFORCE 7.2	12 >	OBD	***	7000
Chassi MT 12 TCE	MWM Acteon 4.12	04 - 07	OBD	***	7000
Chassi MT 12 ISBe	Cummins ISBe	06 >	OBD	***	7000
Chassi MT 15 TCE	MWM Acteon 4.12	04 - 07	OBD	***	7000
Chassi MT 15 ISBe	Cummins ISBe	06 >	OBD	***	7000
Chassi MT 15 LE EV	MWM MAXFORCE 4.8	12 >	OBD	***	7000
Chassi MA 17 LE EV	MWM MAXFORCE 7.2	12 >	OBD	***	7000
Chassi MA 17 SB EV	MWM MAXFORCE 7.2	12 >	OBD	***	7000
Marruá AM2	MWM Sprint 4.07	05 >	OBD	A	7000
Marruá AM50	MWM Sprint 4.07	05 >	OBD	A	7000
Marruá AM100	MWM Sprint 4.07	05 >	OBD	A	7000
Marruá AM150	MWM Sprint 4.07	05 >	OBD	A	7000
Marruá AM200	MWM Sprint 4.07	05 >	OBD	A	7000
Marruá AM200 G2 EV	CUMMINS ISF 2.8	12 >	OBD	A	7000
Marruá AM300 G2 EV	CUMMINS ISF 2.8	12 >	OBD	A	7000
Marruá VTN 3/4	MWM Sprint 4.07	05 >	OBD	A	7000
Marruá VTL-REC	MWM Sprint 4.07	05 >	OBD	A	7000
Volare V5	MWM Sprint 4.07	05 >	OBD	I	7000
Volare V5 EV	CUMMINS ISF 3.8	12 >	OBD	I	7000
Volare V6	MWM Sprint 4.07	05 >	OBD	I	7000
Volare V6 EV	CUMMINS ISF 3.8	12 >	OBD	I	7000
Volare V8 EV	CUMMINS ISF 3.8	12 >	OBD	I	7000
Volare W6 EV	CUMMINS ISF 3.8	14 >	OBD	F	7000
Volare W8	MWM Acteon 4.12	04 >	OBD	F	7000
Volare W8 EV	MWM MAXFORCE 4.8	12 >	OBD	I	7000
Volare W9	MWM Acteon 4.12	06 >	OBD	F	7000
Volare W9 EV	MWM MAXFORCE 7.2	12 >	OBD	F	7000
Volare W12	MWM Acteon 4.12	06 >	OBD	I	7000
Furgovan 6000	MWM Sprint 4.07	05 >	OBD	A	7000

\*\*\* A posição do conector depende do fabricante da carroceria

Modelos Modelos	Sistema Sistema	Ano Año	Conector Conector	Posição Posición	Scanner Scanner
--------------------	--------------------	------------	----------------------	---------------------	--------------------

### Sistema de ABS

Caminhão CAM 7500 EV	WABCO E	14 >	OBD	A	7000
Caminhão CAM 10000 EV	Knoor-Bremse ABS 8	12 >	OBD	A	7000
Caminhão CAM 14000 EV	Knoor-Bremse ABS 8	12 >	OBD	A	7000
Chassi MA 9.2 BL/BC EV	Knoor-Bremse ABS 8	12 >	OBD	***	7000
Chassi MA 10.0 BL/BC EV	Knoor-Bremse ABS 8	12 >	OBD	***	7000
Chassi MA 12 EV	Knoor-Bremse ABS 8	12 >	OBD	***	7000
Chassi MA 15/ MA15 AR EV	Knoor-Bremse ABS 8	12 >	OBD	***	7000
Chassi MA 17 EV	Knoor-Bremse ABS 8	12 >	OBD	***	7000
Chassi MT 15 LE EV	Knoor-Bremse ABS 8	12 >	OBD	***	7000
Chassi MA 17 LE EV	Knoor-Bremse ABS 8	12 >	OBD	***	7000
Chassi MA 17 SB EV	Knoor-Bremse ABS 8	12 >	OBD	***	7000
Marruá EV	WABCO	12 >	OBD	A	7000
Volare V5/V6V8 EV	WABCO	12 >	OBD	***	7000
Volare W6	WABCO	12 >	OBD	F	7000

### Painel de Instrumentos

CAM/TRUCK 10000 EV	Cluster VDO	12 >	OBD	A	7000
CAM/TRUCK 14000 EV	Cluster VDO	12 >	OBD	A	7000
MA 8.7 EV	Cluster VDO	12 >	OBD	***	7000
MA 9.2 BL/BC EV	Cluster VDO	12 >	OBD	***	7000
MA 10.0 BC/BL EV	Cluster VDO	12 >	OBD	***	7000
MA 12.0 EV	Cluster VDO	12 >	OBD	***	7000
MA 15.0 / MA 15.0 AR EV	Cluster VDO	12 >	OBD	***	7000
MA 17.0 EV	Cluster VDO	12 >	OBD	***	7000
MT 15.0 LE EV	Cluster VDO	12 >	OBD	***	7000
MT 17.0 LE EV	Cluster VDO	12 >	OBD	***	7000
MT 17.0 SB EV	Cluster VDO	12 >	OBD	***	7000
VOLARE V5/V6/V8 EV	Cluster VDO	12 >	OBD	***	7000
VOLARE W8 EV	Cluster VDO	12 >	OBD	F	7000
VOLARE W9 EV	Cluster VDO	12 >	OBD	F	7000

### Sistema de Dosagem de Uréia

CAM/TRUCK 10000 EV	MWM DCU Tenneco	12 >	OBD	A	7000
CAM/TRUCK 14000 EV	MWM DCU Tenneco	12 >	OBD	A	7000
MA 8.7 EV	MWM DCU Tenneco	12 >	OBD	***	7000
MA 9.2 BL/BC EV	MWM DCU Tenneco	12 >	OBD	***	7000
MA 10.0 BC/BL EV	MWM DCU Tenneco	12 >	OBD	***	7000
MA 12.0 EV	MWM DCU Tenneco	12 >	OBD	***	7000
MA 15.0 / MA 15.0 AR EV	MWM DCU Tenneco	12 >	OBD	***	7000
MA 17.0 EV	MWM DCU Tenneco	12 >	OBD	***	7000
MT 15.0 LE EV	MWM DCU Tenneco	12 >	OBD	***	7000
MT 17.0 LE EV	MWM DCU Tenneco	12 >	OBD	***	7000
MT 17.0 SB EV	MWM DCU Tenneco	12 >	OBD	***	7000
VOLARE V5/V6/V8 EV	MWM DCU Tenneco	12 >	OBD	***	7000
VOLARE W8 EV	MWM DCU Tenneco	12 >	OBD	F	7000
VOLARE W9 EV	MWM DCU Tenneco	12 >	OBD	F	7000

\*\*\* A posição do conector depende do fabricante da carroceria





Modelos Modelos	Sistema Sistema	Ano Año	Conector Conector	Posição Posición	Scanner Scanner
--------------------	--------------------	------------	----------------------	---------------------	--------------------

### Sistema de Gerenciamento do Motor Diesel

Cargo 815e	CUMMINS Interact 4.0	05 >	OBD + DTH-9P	A	7000
Cargo 816	CUMMINS ISB 4.5	12 >	OBD + DTH-9P	A	7000
Cargo 1119	CUMMINS ISB 4.5	12 >	OBD + DTH-9P	A	7000
Cargo 1317e	CUMMINS Interact 4.0	05 >	OBD + DTH-9P	A	7000
Cargo 1319	CUMMINS ISB 4.5	12 >	OBD + DTH-9P	A	7000
Cargo 1517e	CUMMINS Interact 4.0	05 >	OBD + DTH-9P	A	7000
Cargo 1519	CUMMINS ISB 4.5	12 >	OBD + DTH-9P	A	7000
Cargo 1717e	CUMMINS Interact 4.0	05 >	OBD + DTH-9P	A	7000
Cargo 1719	CUMMINS ISB 4.5	13 >	OBD + DTH-9P	A	7000
Cargo 1722e	CUMMINS Interact 6.0	12 >	OBD + DTH-9P	A	7000
Cargo 1723	CUMMINS ISB 6.7	06 >	OBD + DTH-9P	A	7000
Cargo 1832e	CUMMINS ISB 6.0	10 – 11	OBD + DTH-9P	A	7000
Cargo 1932e	CUMMINS ISB 6.0	11 – 12	OBD + DTH-9P	A	7000
Cargo 1933	CUMMINS ISB 8.9	12 >	OBD + DTH-9P	A	7000
Cargo 2042	FPT 10.3L	13 >	OBD + DTH-9P	A	7000
Cargo 2422e Max Truck	CUMMINS Interact 6.0	06 >	OBD + DTH-9P	A	7000
Cargo 2428e Max Truck	CUMMINS Interact 6.0	06 >	OBD + DTH-9P	A	7000
Cargo 2423	CUMMINS ISB 6.7	12 >	OBD + DTH-9P	A	7000
Cargo 2429	CUMMINS ISB 6.7	12 >	OBD + DTH-9P	A	7000
Cargo 2622e	CUMMINS Interact 6.0	06 >	OBD + DTH-9P	A	7000
Cargo 2628e	CUMMINS Interact 6.0	06 >	OBD + DTH-9P	A	7000
Cargo 2623	CUMMINS ISB 6.7	12 >	OBD + DTH-9P	A	7000
Cargo 2629	CUMMINS ISB 6.7	12 >	OBD + DTH-9P	A	7000
Cargo 2632e	CUMMINS Interact 6.0	06 >	OBD + DTH-9P	A	7000
Cargo 2842	FPT 10.3L	12 >	OBD + DTH-9P	A	7000
Cargo 2932e	CUMMINS ISC	06 >	OBD + DTH-9P	A	7000
Cargo 3132	CUMMINS ISB 8.3	11 – 12	OBD + DTH-9P	A	7000
Cargo 3133	CUMMINS ISB 8.9	12 >	OBD + DTH-9P	A	7000
Cargo 4432e Max Ton	CUMMINS ISC	06 >	OBD + DTH-9P	A	7000
Cargo 4532e	CUMMINS ISC	06 – 11	OBD + DTH-9P	A	7000
Cargo 5032e Max Ton	CUMMINS ISC	06 >	OBD + DTH-9P	A	7000
Cargo 6332e	CUMMINS ISC	08 – 11	OBD + DTH-9P	A	7000
Cargo 712e	CUMMINS ISC	07 – 12	OBD + DTH-9P	A	7000
F100 3.9	CUMMINS ISC	05 – 10	OBD + DTH-9P	A	7000
F250 3.9	CUMMINS ISC	05 – 10	OBD + DTH-9P	A	7000
F350 2.8	CUMMINS ISF 2.8	13 >	OBD + DTH-9P	A	7000
F4000 2.8	CUMMINS ISF 2.8	13 >	OBD + DTH-9P	A	7000



Modelos Modelos	Sistema Sistema	Ano Año	Conector Conector	Posição Posición	Scanner Scanner
--------------------	--------------------	------------	----------------------	---------------------	--------------------

### Sistema de Gerenciamento do Motor Diesel

Standard SAE J1587 **	SAE J1587	Todos	OBD + DTH-6P	/	7000
Standard SAE J1587 **	SAE J1587	Todos	OBD + DTH-6P	/	7000
Standard SAE J1939 **	SAE J1939	Todos	OBD + DTH-9P	/	7000

**\*\* Apenas para veículos com conector DTH-6P e DTH-9P**



Modelos Modelos	Sistema Sistema	Ano Año	Conector Conector	Posição Posición	Scanner Scanner
--------------------	--------------------	------------	----------------------	---------------------	--------------------

**Sistema de Gerenciamento do Motor Diesel**

15-190 (Caterpillar-3116)	Caterpillar-3116 HEUI	98 - 02	OBD	B	7000
---------------------------	-----------------------	---------	-----	---	------



**HYUNDAI**



Modelos Modelos	Sistema Sistema	Ano Año	Conector Conector	Posição Posición	Scanner Scanner
--------------------	--------------------	------------	----------------------	---------------------	--------------------

**Sistema de Gerenciamento do Motor Diesel**

H100 2.5 TCI	Hyundai TCI	01 >	OBD	A	7000
HR 2.5 TCI	Hyundai TCI	03 >	OBD	A	7000
HR 2.5 16V CRDI TD	Hyundai CRDI	14 >	OBD	A	7000



**INTERNATIONAL**



Modelos Modelos	Sistema Sistema	Ano Año	Conector Conector	Posição Posición	Scanner Scanner
--------------------	--------------------	------------	----------------------	---------------------	--------------------

**Sistema de Gerenciamento do Motor Diesel**

4700 (DT466 E)	Medium Range Diesel(MRD)	98 - 02	OBD + DTH-6P	E	7000
4900 (DT466 E)	Medium Range Diesel(MRD)	98 - 02	OBD + DTH-6P	E	7000
9200 (Cummins ISM)	Heavy Range Diesel (HRD)	98 - 02	OBD + DTH-6P	E	7000
9800 (Cummins ISM)	Heavy Range Diesel (HRD)	00 - 02	OBD + DTH-6P	E	7000
9800i	CUMMINS ISM 420	11 - 12	OBD + DTH-6P	E	7000
9800i EV	CUMMINS ISM 420	13 >	OBD + DTH-6P	E	7000
DuraStar	MWM Acteon - EDC07UC31	12 >	OBD + DTH-9P	E	7000
Standard SAE J1587	SAE J1587	Todos	OBD + DTH-6P	/	7000
Standard SAE J1587	SAE J1587	Todos	OBD + DTH-6P	/	7000
Standard SAE J1939	SAE J1939	Todos	OBD + DTH-9P	/	7000

Modelos Modelos	Sistema Sistema	Ano Año	Conector Conector	Posição Posición	Scanner Scanner
--------------------	--------------------	------------	----------------------	---------------------	--------------------

### Sistema de Gerenciamento do Motor Diesel

CityClass	Bosch EDC-16C39	07 - 13	OBD + MB38	F	7000
Daily 3.0 16V	Bosch EDC-16C39	07 - 13	OBD + MB38	F	7000
Daily 3.0 16V Euro V	FTP EDC-17CP	13 >	OBD	B	7000
Euro Cargo 170E22	Bosch EDC-07C1	05 - 07	OBD + IVECO 30 pinos	F	7000
Euro Cargo 230E24	Bosch EDC-07C1	05 - 07	OBD + IVECO 30 pinos	F	7000
Euro Cargo 260E25	Bosch EDC-07C1	05 - 07	OBD + IVECO 30 pinos	F	7000
Euro Cargo Tector	Bosch EDC-07C1	05 - 07	OBD + IVECO 30 pinos	F	7000
Standard SAE J1587 **	SAE J1587	Todos	OBD + DTH-6P	/	7000
Standard SAE J1587 **	SAE J1587	Todos	OBD + DTH-9P	/	7000
Standard SAE J1939 **	SAE J1939	Todos	OBD + DTH-9P	/	7000

**\*\* Apenas para veículos com conector DTH-6P e DTH-9P**



Modelos Modelos	Sistema Sistema	Ano Año	Conector Conector	Posição Posición	Scanner Scanner
--------------------	--------------------	------------	----------------------	---------------------	--------------------

### Sistema de Injeção Diesel / Sistema de Inyección Diesel

Bongo 2.5 TCI	Hyundai TCI	03>	OBD	A	7000
Bongo 2.7 J2	Hyundai TCI	03>	OBD	A	7000



Modelos Modelos	Sistema Sistema	Ano Año	Conector Conector	Posição Posición	Scanner Scanner
--------------------	--------------------	------------	----------------------	---------------------	--------------------

**Sistema de Gerenciamento do Motor Diesel**

1215 C (OM-904 LA)	PLD (Pump Leitung Düse)	99 >	OBD+MB/C14	E	7000
1315 (OM-904 LA)	PLD (Pump Leitung Düse)	04 >	OBD+MB/C14	D	7000
1318 (OM-904 LA)	PLD (Pump Leitung Düse)	03 >	OBD+MB/C14	E	7000
1418 (OM-904 LA)	PLD (Pump Leitung Düse)	04 >	OBD+MB/C14	D	7000
1518 (OM-904 LA)	PLD (Pump Leitung Düse)	04 >	OBD+MB/C14	D	7000
1718 (OM-904 LA)	PLD (Pump Leitung Düse)	04 >	OBD+MB/C14	E	7000
1718 M (OM-904 LA)	PLD (Pump Leitung Düse)	01 >	OBD+MB/C14	D	7000
1725 (OM-906 LA)	PLD (Pump Leitung Düse)	04 >	OBD+MB/C14	D	7000
1728 (OM-906 LA)	PLD (Pump Leitung Düse)	03 >	OBD+MB/C14	E	7000
1933 (OM-926 LA)	MR (Pump Leitung Düse)	04 >	OBD+MB/C14	C	7000
1938 S (OM-457 LA)	MR (Pump Leitung Düse)	02 >	OBD+MB/C14	C	7000
1944 S (OM-457 LA)	MR (Pump Leitung Düse)	02 >	OBD+MB/C14	C	7000
2423 B (OM-457 LA)	PLD (Pump Leitung Düse)	99 >	OBD+MB/C14	E	7000
2423 K (OM-906 LA)	PLD (Pump Leitung Düse)	99 >	OBD+MB/C14	E	7000
2428 (OM-906 LA)	PLD (Pump Leitung Düse)	00 >	OBD+MB/C14	E	7000
712 C (OM-904 LA)	PLD (Pump Leitung Düse)	98 >	OBD+MB/C14	E	7000
715 C (OM-612 LA)	Bosch EDC Common Rail	04 >	OBD+MB/C14	A	7000
914 C (OM-904 LA)	PLD (Pump Leitung Düse)	98 >	OBD+MB/C14	E	7000
915 C (OM-904 LA)	PLD (Pump Leitung Düse)	03 >	OBD+MB/C14	A	7000
ACCELO 815 (OM-924LA)	PLD (Pump Leitung Düse)	05 >	OBD+MB/C14	C	7000
ACCELO 1016 (OM-924LA)	PLD (Pump Leitung Düse)	05 >	OBD+MB/C14	C	7000
ACCELO 915C (OM-924LA)	MR 4 cilindros	05 > 07	OBD+MB/C14	E	7000
ACCELO 915C (OM-924LA)	MR 4 Cilindros	07 >	OBD	E	7000
ATEGO (OM-924LA)	MR 4 cilindros	05 > 07	OBD+MB/C14	E	7000
ATEGO (OM-924LA)	MR 4 Cilindros	07 >	OBD	E	7000
ATEGO ( OM-926LA)	MR 6 cilindros	05 > 07	OBD+MB/C14	E	7000
ATEGO ( OM-926LA)	MR 6 Cilindros	07 >	OBD	E	7000
AXOR	MR 6 cilindros	05 > 07	OBD+MB/C14	C	7000
AXOR	MR 6 Cilindros	07 >	OBD	C	7000
ATRON 1319	MR 4 Cilindros	11 >	OBD	E	7000
ATRON 1635	MR 6 cilindros	11 >	OBD	E	7000
ATRON 1719	MR 4 Cilindros	11 >	OBD	E	7000
ATRON 2324	MR 6 cilindros	11 >	OBD	E	7000
ATRON 2729	MR 6 cilindros	11 >	OBD	E	7000
L2638 (OM-457 LA)	PLD (Pump Leitung Düse)	98 >	OBD+MB/C14	E	7000
L-1218 EL (OM-904 LA)	PLD (Pump Leitung Düse)	01 >	OBD+MB/C14	E	7000
L1218 R (OM-904 LA)	PLD (Pump Leitung Düse)	01 >	OBD+MB/C14	E	7000
L-1418 EL (OM-904 LA)	PLD (Pump Leitung Düse)	01 >	OBD+MB/C14	E	7000
L-1622 (OM-904 LA)	PLD (Pump Leitung Düse)	01 >	OBD+MB/C14	E	7000
LK 2638 (OM-457 LA)	PLD (Pump Leitung Düse)	98 >	OBD+MB/C14	E	7000
LO-914 (OM-904 LA)	PLD (Pump Leitung Düse)	00 >	OBD+MB/C14	E	7000
LO-915 (OM-904 LA)	PLD (Pump Leitung Düse)	00 >	OBD+MB/C14	E	7000
LO-916 (OM924LA)	MR 4 Cilindros	07 >	OBD	E	7000
LS 1634 (OM-457 LA)	PLD (Pump Leitung Düse)	98 >	OBD+MB/C14	E	7000
LS 1938 (OM-457 LA)	PLD (Pump Leitung Düse)	98 >	OBD+MB/C14	E	7000
LS 2638 (OM-457 LA)	PLD (Pump Leitung Düse)	98 >	OBD+MB/C14	E	7000
O-400 RS (OM-457 LA)	PLD (Pump Leitung Düse)	98 >	OBD+MB/C14	E	7000
O-400 RSD (OM-457 LA)	PLD (Pump Leitung Düse)	98 >	OBD+MB/C14	E	7000
O-400 RSE (OM-457 LA)	PLD (Pump Leitung Düse)	98 >	OBD+MB/C14	E	7000
O-500 Buggy (OM-926 LA)	MR 6 Cilindros	04 > 07	OBD+MB/C14	E	7000
O-500 Buggy (OM-926 LA)	MR 6 Cilindros	07 >	OBD	E	7000



Modelos Modelos	Sistema Sistema	Ano Año	Conector Conector	Posição Posición	Scanner Scanner
--------------------	--------------------	------------	----------------------	---------------------	--------------------

**Sistema de Gerenciamento do Motor Diesel**

O-500 M (OM-906 LA)	PLD (Pump Leitung Düse)	04 > 07	OBD+MB/C14	E	7000
O-500 M (OM-926 LA)	MR 6 Cilindros	07 >	OBD	E	7000
O-500 M (OM-926 LA)	MR 6 Cilindros	02 > 04	OBD+MB/C14	E	7000
O-500 MA (OM-547 LA)	MR 6 Cilindros	05 > 07	OBD+MB/C14	E	7000
O-500 MA (OM-547 LA)	MR 6 Cilindros	01 > 04	OBD+MB/C14	E	7000
O-500 R (OM-906 LA)	PLD (Pump Leitung Düse)	04 > 07	OBD+MB/C14	E	7000
O-500 R (OM-926 LA)	MR 6 Cilindros	07 >	OBD	E	7000
O-500 R (OM-926 LA)	MR 6 Cilindros	04 > 07	OBD+MB/C14	E	7000
O-500 RS (OM-457 LA)	PLD (Pump Leitung Düse)	07 >	OBD	E	7000
O-500 RS (OM-457 LA)	MR 6 Cilindros	02 > 04	OBD+MB/C14	E	7000
O-500 RS (OM-457 LA)	MR 6 Cilindros	05 > 07	OBD+MB/C14	E	7000
O-500 RSD (OM-457 LA)	PLD (Pump Leitung Düse)	07 >	OBD	E	7000
O-500 RSD (OM-457 LA)	MR 6 Cilindros	02 > 04	OBD+MB/C14	E	7000
O-500 RSD (OM-457 LA)	MR 6 Cilindros	05 > 07	OBD+MB/C14	E	7000
O-500 U (OM-906 LA)	PLD (Pump Leitung Düse)	07 >	OBD	E	7000
O-500 U (OM-926 LA)	MR 6 Cilindros	02 > 04	OBD+MB/C14	E	7000
O-500 U (OM-926 LA)	MR 6 Cilindros	05 > 07	OBD+MB/C14	E	7000
O-500 UA (OM-457 LA)	MR 6 Cilindros	07 >	OBD	E	7000
O-500 UA (OM-457 LA)	MR 6 Cilindros	01 > 04	OBD+MB/C14	E	7000
OF-1219 (OM-924LA)	MR 4 Cilindros	05 > 07	OBD+MB/C14	E	7000
OF-1417 (OM-904 LA)	PLD (Pump Leitung Düse)	07 >	OBD	E	7000
OF-1418 (OM-904 LA)	PLD (Pump Leitung Düse)	05 > 07	OBD+MB/C14	E	7000
OF-1519 (OM-924LA)	MR 4 Cilindros	07 >	OBD	E	7000
OF-1519 R (OM-924LA)	MR 4 Cilindros	07 >	OBD	E	7000
OF-1721 (OM-924LA)	MR 4 Cilindros	98 - 03	OBD+MB/C14	E	7000
OF-1722 (OM-924 LA)	PLD (Pump Leitung Düse)	03 >	OBD+MB/C14	E	7000
OF-1722 M (OM-924 LA)	PLD (Pump Leitung Düse)	07 >	OBD	E	7000
OF-1724 (OM-926 LA)	MR 6 Cilindros	07 >	OBD	E	7000
OH-1417 (OM-904 LA)	PLD (Pump Leitung Düse)	07 >	OBD	E	7000
OH-1418 (OM-904 LA)	PLD (Pump Leitung Düse)	03 >	OBD+MB/C14	E	7000
OH-1519 (OM-924LA)	MR 4 Cilindros	03 >	OBD+MB/C14	E	7000
OH-1621 (OM-924LA)	MR 4 Cilindros	07 >	OBD	E	7000



Modelos Modelos	Sistema Sistema	Ano Año	Conector Conector	Posição Posición	Scanner Scanner
--------------------	--------------------	------------	----------------------	---------------------	--------------------

**Sistema de Gerenciamento do Veículo**

1215 C (OM-904 LA)	ADM	99 >	OBD+MB/C14	E	7000
1315 (OM-904 LA)	ADM	04 >	OBD+MB/C14	D	7000
1318 (OM-904 LA)	ADM	03 >	OBD+MB/C14	E	7000
1418 (OM-904 LA)	ADM	04 >	OBD+MB/C14	D	7000
1518 (OM-904 LA)	ADM	04 >	OBD+MB/C14	D	7000
1718 (OM-904 LA)	ADM	04 >	OBD+MB/C14	E	7000
1718 M (OM-904 LA)	ADM	01 >	OBD+MB/C14	D	7000
1725 (OM-906 LA)	ADM	04 >	OBD+MB/C14	D	7000
1728 (OM-906 LA)	ADM	03 >	OBD+MB/C14	E	7000
2423 B (OM-457 LA)	ADM	99 >	OBD+MB/C14	E	7000
2423 K (OM-906 LA)	ADM	99 >	OBD+MB/C14	E	7000
2428 (OM-906 LA)	ADM	00 >	OBD+MB/C14	E	7000
712 C (OM-904 LA)	ADM	98 >	OBD+MB/C14	E	7000
914 C (OM-904 LA)	ADM	98 >	OBD+MB/C14	E	7000
ATEGO (OM-924LA)	FR	05 > 07	OBD+MB/C14	E	7000
ATEGO (OM-924LA)	FR	07 >	OBD	E	7000
ATEGO (OM-926LA)	FR	05 > 07	OBD+MB/C14	E	7000
ATEGO (OM-926LA)	FR	07 >	OBD	C	7000
AXOR	FR	05 > 07	OBD+MB/C14	E	7000
AXOR	FR	07 >	OBD	C	7000
ATRON 1319	FR	11 >	OBD	E	7000
ATRON 1635	FR	11 >	OBD	E	7000
ATRON 1719	FR	11 >	OBD	E	7000
ATRON 2324	FR	11 >	OBD	E	7000
ATRON 2729	FR	11 >	OBD	E	7000
L2638 (OM-457 LA)	ADM	98 >	OBD+MB/C14	E	7000
L-1218 EL (OM-904 LA)	ADM	01 >	OBD+MB/C14	E	7000
L1218 R (OM-904 LA)	ADM	01 >	OBD+MB/C14	E	7000
L-1418 EL (OM-904 LA)	ADM	01 >	OBD+MB/C14	E	7000
L-1622 (OM-904 LA)	ADM	01 >	OBD+MB/C14	E	7000
LK 2638 (OM-457 LA)	ADM	98 >	OBD+MB/C14	E	7000
LO-914 (OM-904 LA)	ADM	00 >	OBD+MB/C14	E	7000
LO-915 (OM-904 LA)	ADM	00 >	OBD+MB/C14	E	7000
LO-916 (OM924LA)	FR	07 >	OBD	E	7000
LS 1634 (OM-457 LA)	ADM	98 >	OBD+MB/C14	E	7000
LS 1938 (OM-457 LA)	ADM	98 >	OBD+MB/C14	E	7000
LS 2638 (OM-457 LA)	ADM	98 >	OBD+MB/C14	E	7000
O-400 RS (OM-457 LA)	ADM	98 >	OBD+MB/C14	E	7000
O-400 RSD (OM-457 LA)	ADM	98 >	OBD+MB/C14	E	7000
O-400 RSE (OM-457 LA)	ADM	98 >	OBD+MB/C14	E	7000
O-500 Buggy (OM-926 LA)	FR	04 > 07	OBD+MB/C14	E	7000
O-500 Buggy (OM-926 LA)	FR	07 >	OBD	E	7000
O-500 M (OM-906 LA)	ADM	01 >	OBD	E	7000
O-500 M (OM-926 LA)	FR	04 > 07	OBD+MB/C14	E	7000
O-500 M (OM-926 LA)	FR	07 >	OBD	E	7000
O-500 MA (OM-547 LA)	FR	04 > 07	OBD+MB/C14	E	7000
O-500 MA (OM-547 LA)	FR	07 >	OBD	E	7000
O-500 R (OM-906 LA)	ADM	02 >	OBD+MB/C14	E	7000
O-500 R (OM-926 LA)	FR	05 > 07	OBD+MB/C14	E	7000
O-500 R (OM-926 LA)	FR	07 >	OBD	E	7000
O-500 RS (OM-457 LA)	ADM	02 >	OBD+MB/C14	E	7000

**MERCEDES-BENZ**

Modelos Modelos	Sistema Sistema	Ano Año	Conector Conector	Posição Posición	Scanner Scanner
--------------------	--------------------	------------	----------------------	---------------------	--------------------

**Sistema de Gerenciamento do Veículo**

O-500 RS (OM-457 LA)	FR	05 > 07	OBD+MB/C14	E	7000
O-500 RS (OM-457 LA)	FR	07 >	OBD	E	7000
O-500 RSD (OM-457 LA)	ADM	02 >	OBD+MB/C14	E	7000
O-500 RSD (OM-457 LA)	FR	05 > 07	OBD+MB/C14	E	7000
O-500 RSD (OM-457 LA)	FR	07 >	OBD	E	7000
O-500 U (OM-906 LA)	ADM	02 >	OBD+MB/C14	E	7000
O-500 U (OM-926 LA)	FR	05 > 07	OBD+MB/C14	E	7000
O-500 U (OM-926 LA)	FR	07 >	OBD	E	7000
O-500 UA (OM-457 LA)	FR	05 > 07	OBD+MB/C14	E	7000
O-500 UA (OM-457 LA)	FR	07 >	OBD	E	7000
OF-1219 (OM-924LA)	FR	07 >	OBD	E	7000
OF-1417 (OM-904 LA)	ADM	98 - 03	OBD+MB/C14	E	7000
OF-1418 (OM-904 LA)	ADM	03 >	OBD+MB/C14	E	7000
OF-1519 (OM-924LA)	FR	07 >	OBD	E	7000
OF-1519 R (OM-924LA)	FR	07 >	OBD	E	7000
OF-1721 (OM-924LA)	FR	07 >	OBD	E	7000
OF-1722 (OM-924 LA)	ADM	03 >	OBD+MB/C14	E	7000
OF-1722 M (OM-924 LA)	ADM	03 >	OBD+MB/C14	E	7000
OF-1724 (OM-926 LA)	FR	07 >	OBD	E	7000
OH-1417 (OM-904 LA)	ADM	03 >	OBD+MB/C14	E	7000
OH-1418 (OM-904 LA)	ADM	03 >	OBD+MB/C14	E	7000
OH-1519 (OM-924LA)	FR	07 >	OBD	E	7000
OH-1621 (OM-924LA)	FR	07 >	OBD	E	7000

**NEOBUS**

Modelos Modelos	Sistema Sistema	Ano Año	Conector Conector	Posição Posición	Scanner Scanner
--------------------	--------------------	------------	----------------------	---------------------	--------------------

**Sistema de Gerenciamento do Motor Diesel**

Midibus Euro III	MWM Acteon 4.12	05 >	OBD	I	7000
Midibus Euro V/ABS	Maxxforce 4.8E	11 >	OBD	F	7000



Modelos Modelos	Sistema Sistema	Ano Año	Conector Conector	Posição Posición	Scanner Scanner
--------------------	--------------------	------------	----------------------	---------------------	--------------------

**Sistema de Gerenciamento do Motor Diesel**

DSC12 01 400	EDC MS6.2	04 >	OBD + CPC-16	F	7000
DSC12 01 400	EDC MS5	97 >	OBD + CPC-16	F	7000
DSC12 05 420	EDC MS6.2	98 >	OBD + CPC-16	F	7000
G380	DC12 EMS S6	08 >	OBD + Adaptador Azul	A	7000
G420	DC12 EMS S6	08 >	OBD + Adaptador Azul	A	7000
G470	DC12 EMS S6	08 >	OBD + Adaptador Azul	A	7000
P340	DC12 EMS S6	08 >	OBD + Adaptador Azul	A	7000
P420	DC12 EMS S6	08 >	OBD + Adaptador Azul	A	7000
R380	DC12 EMS S6	08 >	OBD + Adaptador Azul	A	7000
R420	DC12 EMS S6	08 >	OBD + Adaptador Azul	A	7000



Modelos Modelos	Sistema Sistema	Ano Año	Conector Conector	Posição Posición	Scanner Scanner
--------------------	--------------------	------------	----------------------	---------------------	--------------------

**Sistema de Gerenciamento do Motor Diesel**

Delivery 5.140	MWM 4.08 TCE	05 >	OBD + DTH-9P	F	7000
Delivery 5.150 EV	CUMMINS ISF 150	12 >	OBD	F	7000
Delivery 8.150	MWM 4.08 TCE	05 >	OBD + DTH-9P	F	7000
Delivery 8.150	MWM 4.12 TCE (EDC 07)	04 >	OBD + DTH-9P	F	7000
Delivery 8.150 Plus	CUMMINS Interact 4.0	09 >	OBD + DTH-9P	F	7000
Delivery 8.160 EV	CUMMINS ISF 160	12 >	OBD	F	7000
Delivery 9.150 Plus	CUMMINS Interact 4.0	09 >	OBD + DTH-9P	F	7000
Worker 8.150 E	CUMMINS Interact 4.0	04 >	OBD + DTH-9P	F	7000
Worker 8.150 E	MWM 4.08 TCE	05 >	OBD + DTH-9P	F	7000
Worker 9.150 E	CUMMINS Interact 4.0	06 >	OBD + DTH-9P	F	7000
Worker 9.150 E	MWM 4.12 TCE (EDC 07)	04 >	OBD + DTH-9P	F	7000
Delivery 9.160 EV	CUMMINS ISF 160	12 >	OBD	F	7000
Delivery 10.160 EV	CUMMINS ISF 160	12 >	OBD	F	7000
Worker 13.170 E	CUMMINS Interact 4.0	04 >	OBD + DTH-9P	F	7000
Worker 13.180 E	MWM 4.12 TCE (EDC 07)	04 >	OBD + DTH-9P	F	7000
Worker 13.190 EV	MAN D0834 190 EV	12 >	OBD	F	7000
Worker 15.170 E	CUMMINS Interact 4.0	04 >	OBD + DTH-9P	F	7000
Worker 15.180 E	MWM 4.12 TCE (EDC 07)	04 >	OBD + DTH-9P	F	7000
Worker 15.190 EV	MAN D0834 190 EV	12 >	OBD	F	7000
Worker 17.190 EV	MAN D0834 190 EV	12 >	OBD	F	7000
Worker 17.230 EV	MAN D0834 230 EV	12 >	OBD	F	7000
Worker 17.250 E	CUMMINS Interact 6.0	04 >	OBD + DTH-9P	F	7000
Worker 23.230 EV	MAN D0834 230 EV	12 >	OBD	F	7000
Worker 24.250 E	CUMMINS Interact 6.0	05 >	OBD + DTH-9P	F	7000
Worker 26.260 E	MWM 6.12 TCE (EDC 07)	04 >	OBD + DTH-9P	F	7000
Worker 31.260 E	MWM 6.12 TCE (EDC 07)	04 >	OBD + DTH-9P	F	7000
Constellation 13.180	MWM 4.12 TCE (EDC 07)	05 >	OBD	F	7000
Constellation 13.190	MAN D0834 190 EV	12 >	OBD	F	7000
Constellation 15.180	MWM 4.12 TCE (EDC 07)	05 >	OBD	F	7000
Constellation 15.190	MAN D0834 190 EV	12 >	OBD	F	7000
Constellation 17.190	MAN D0834 190 EV	12 >	OBD	F	7000
Constellation 17.250	CUMMINS Interact 6.0	05 >	OBD	F	7000
Constellation 17.280	MAN D0836 280 EV	12 >	OBD	F	7000
Constellation 17.320	CUMMINS ISC	09 >	OBD	F	7000
Constellation 17.330	CUMMINS ISL 330	12 >	OBD	F	7000
Constellation 19.320 (Titan)	CUMMINS ISC	05 >	OBD	F	7000
Constellation 19.330	CUMMINS ISL 330	12 >	OBD	F	7000
Constellation 19.370	VW NGD 370	07 >	OBD	F	7000
Constellation 19.390	CUMMINS ISL 400	12 >	OBD	F	7000
Constellation 19.420	CUMMINS ISL 420	12 >	OBD	F	7000
Constellation 24.250	CUMMINS Interact 6.0	05 >	OBD	F	7000
Constellation 24.280	MAN D0836 280 EV	12 >	OBD	F	7000
Constellation 24.320	CUMMINS ISC	09 >	OBD	F	7000
Constellation 24.330	CUMMINS ISL 330	12 >	OBD	F	7000
Constellation 25.320	CUMMINS ISC	08 >	OBD	F	7000
Constellation 25.370	VW NGD 370	07 >	OBD	F	7000
Constellation 25.390	CUMMINS ISL 400	12 >	OBD	F	7000
Constellation 25.420	CUMMINS ISL 420	12 >	OBD	F	7000
Constellation 26.260	MWM 6.12 TCE (EDC 07)	09 >	OBD	F	7000
Constellation 26.280	MAN D0836 280 EV	12 >	OBD	F	7000
Constellation 26.390	CUMMINS ISL 400	12 >	OBD	F	7000
Constellation 26.420	CUMMINS ISL 420	12 >	OBD	F	7000
Constellation 31.260	MWM 6.12 TCE (EDC 07)	09 >	OBD	F	7000
Constellation 31.280	MAN D0836 280 EV	12 >	OBD	F	7000
Constellation 31.320	CUMMINS ISC	08 >	OBD	F	7000
Constellation 31.330	CUMMINS ISL 330	12 >	OBD	F	7000
Constellation 31.370	VW NGD 370	07 >	OBD	F	7000
Constellation 31.390	CUMMINS ISL 400	12 >	OBD	F	7000
Volksbus 5.140 EOB	MWM 4.08 TCE	05 >	OBD + DTH-9P	***	7000
Volksbus 5.150 EV	CUMMINS ISF 150	12 >	OBD	***	7000
Volksbus 8.150 EOD	MWM 4.08 TCE	05 >	OBD + DTH-9P	***	7000





Modelos Modelos	Sistema Sistema	Ano Año	Conector Conector	Posição Posición	Scanner Scanner
--------------------	--------------------	------------	----------------------	---------------------	--------------------

**Sistema de Gerenciamento do Motor Diesel**

Volksbus 8.150 EOD	CUMMINS Interact 4.0	04 >	OBD + DTH-9P	***	7000
Volksbus 8.150 EOD	MWM 4.12 TCE (EDC 07)	04 >	OBD + DTH-9P	***	7000
Volksbus 8.160 EV	CUMMINS ISF 160	12 >	OBD	***	7000
Volksbus 9.150 EOD	CUMMINS Interact 4.0	05 >	OBD + DTH-9P	***	7000
Volksbus 9.150 EOD	MWM 4.12 TCE (EDC 07)	05 >	OBD + DTH-9P	***	7000
Volksbus 9.160 EV	CUMMINS ISF 160	12 >	OBD	***	7000
Volksbus 15.180 EOD	MWM 4.12 TCE (EDC 07)	04 >	OBD + DTH-9P	***	7000
Volksbus 15.190 EOD	MWM 6.12 TCE (EDC 07)	09 >	OBD + DTH-9P	***	7000
Volksbus 15.190 OD/ODT EV	MAN D0834 190 EV	12 >	OBD	F	7000
Volksbus 15.230 OT EV	MAN D0834 230 EV	12 >	OBD	F	7000
Volksbus 17.210 EOD	MWM 6.12 TCE (EDC 07)	04 >	OBD + DTH-9P	***	7000
Volksbus 17.230 EOD	MWM 6.12 TCE (EDC 07)	09 >	OBD + DTH-9P	***	7000
Volksbus 17.230 OT EV	MAN D0834 230 EV	12 >	OBD	F	7000
Volksbus 17.260 EOT	MWM 6.12 TCE (EDC 07)	04 >	OBD + DTH-9P	***	7000
Volksbus 17.260 OT EV	MAN D0836 260 EV	12 >	OBD	F	7000
Volksbus 17.280 OT EV	MAN D0836 280 EV	12 >	OBD	F	7000
Volksbus 18.320 EOT	CUMMINS ISC	05 >	OBD + DTH-9P	***	7000
Volksbus 18.330	CUMMINS ISF 330	12 >	OBD	***	7000
Volksbus 26.330	CUMMINS ISF 330	12 >	OBD	***	7000

\*\*\* A posição do conector depende do fabricante da carroceria

**UNIDADE LÓGICA – LU**

Constellation 13.180	Unidade Lógica - LU	05 >	OBD	F	7000
Constellation 15.180	Unidade Lógica - LU	05 >	OBD	F	7000
Constellation 17.250	Unidade Lógica - LU	05 >	OBD	F	7000
Constellation 17.320	Unidade Lógica - LU	09 >	OBD	F	7000
Constellation 19.320 (Titan)	Unidade Lógica - LU	05 >	OBD	F	7000
Constellation 19.370	Unidade Lógica - LU	07 >	OBD	F	7000
Constellation 24.250	Unidade Lógica - LU	05 >	OBD	F	7000
Constellation 24.320	Unidade Lógica - LU	09 >	OBD	F	7000
Constellation 25.320	Unidade Lógica - LU	08 >	OBD	F	7000
Constellation 25.370	Unidade Lógica - LU	07 >	OBD	F	7000
Constellation 26.260	Unidade Lógica - LU	09 >	OBD	F	7000
Constellation 31.260	Unidade Lógica - LU	09 >	OBD	F	7000
Constellation 31.320	Unidade Lógica - LU	09 >	OBD	F	7000
Constellation 31.370	Unidade Lógica - LU	07 >	OBD	F	7000

**Sistema de ABS**

Delivery	ABS Knorr 8	12 >	OBD	F	7000
Worker	ABS Knorr 8	12 >	OBD	F	7000
Constellation	ABS Knorr 8	12 >	OBD	F	7000



Modelos Modelos	Sistema Sistema	Ano Año	Conector Conector	Posição Posición	Scanner Scanner
--------------------	--------------------	------------	----------------------	---------------------	--------------------

### Sistema de Gerenciamento do Motor Diesel

B10B	EDC	98 - 02	OBD + VOLVO-9P	F	7000
B10B (DH10A)	EDC	00 - 02	OBD + VOLVO-9P	F	7000
B10R (DH10A)	EDC	00 - 02	OBD + VOLVO-9P	F	7000
FH12 (D12A)	PDE (Pump Düse Einheiten)	93 - 98	OBD + VOLVO-8P	B / E	7000
FH12 (D12C)	TEA	99 - 02	OBD + VOLVO-8P	B / E	7000
FH16 (D16A)	EDC	93 - 99	OBD + VOLVO-9P	F	7000
FM10 (D10B)	TEA	99 - 02	OBD + VOLVO-8P	B / E	7000
FM12 (D12C)	TEA	00 - 02	OBD + VOLVO-8P	B / E	7000
NH12 (D12C)	TEA	99 - 02	OBD + VOLVO-8P	/	7000
NL10 (D10A)	EDC	96 - 98	OBD + VOLVO-9P	F	7000
NL12 (TD123E/TD123ES)	EDC	96 - 98	OBD + VOLVO-9P	F	7000
VM210	MWM EDC07 4 CIL	05 >	OBD + VOLVO-8P	F	7000
VM220	MWM EDC07UC31	12 >	OBD + Adaptador Azul	F	7000
VM260	MWM EDC07 6 CIL	05 >	OBD + VOLVO-8P	F	7000
VM270	MWM EDC07UC31	12 >	OBD + Adaptador Azul	F	7000
VM310	MWM EDC07 6 CIL	05 >	OBD + VOLVO-8P	F	7000
VM330	MWM EDC07UC31	12 >	OBD + Adaptador Azul	F	7000
Standard SAE J1587	SAE J1587	Todos	OBD + DTH-6P	/	7000
Standard SAE J1587	SAE J1587	Todos	OBD + DTH-9P	/	7000
Standard SAE J1939	SAE J1939	Todos	OBD + DTH-9P	/	7000

### Sistema de Carroceria

FH12	Carroceria	99 - 02	OBD + VOLVO-8P	B / E	7000
FM12	Carroceria	99 - 02	OBD + VOLVO-8P	B / E	7000
NH12	Carroceria	99 - 02	OBD + VOLVO-8P	B / E	7000
Standard SAE J1587	Carroceria	Todos	OBD + DTH-6P	/	7000
Standard SAE J1587	Carroceria	Todos	OBD + DTH-6P	/	7000
Standard SAE J1939	Carroceria	Todos	OBD + DTH-9P	/	7000

### Sistema de Piloto Automático

FH12	Piloto Automático	99 - 02	OBD + VOLVO-8P	B / E	7000
FM12	Piloto Automático	99 - 02	OBD + VOLVO-8P	B / E	7000
NH12	Piloto Automático	99 - 02	OBD + VOLVO-8P	B / E	7000
Standard SAE J1587	Piloto Automático	Todos	OBD + DTH-6P	/	7000
Standard SAE J1587	Piloto Automático	Todos	OBD + DTH-6P	/	7000
Standard SAE J1939	Piloto Automático	Todos	OBD + DTH-9P	/	7000

# **PC-SCAN7000 V3**

## **Sistema de Diagnóstico Veicular**

### **ÍNDICE:**

#### **MOTOS**

• HONDA .....	76
• YAMAHA.....	76
• CABOS .....	77
• LOCALIZAÇÃO DOS CONECTORES .....	82



Modelos Modelos	Sistema Sistema	Ano Año	Conector Conector	Posição Posición	Scanner Scanner
BIZ 125 +/ES/KS	PGM-FI	08 - 11	OBD + M HONDA C1	P4	7000
BIZ 125 Flex	PGM-FI	11 >	OBD + M HONDA C1	P4	7000
BROZ 150	PGM-FI	08 - 09	OBD + M HONDA C1	P7	7000
BROZ MIX	PGM-FI	09 - 11	OBD + M HONDA C1	P5	7000
CB 1000 R	PGM-FI	04 - 07	OBD + M HONDA C1	P5	7000
CB 1000 R	PGM-FI	08 - 11	OBD + M HONDA C1	P5	7000
CB 300 R	PGM-FI	09 - 11	OBD + M HONDA C1	P2	7000
CB500	PGM-FI	14 >	OBD + M HONDA C1	P1	7000
CBR 1000 RR	PGM-FI	04 - 07	OBD + M HONDA C1	P3	7000
CBR 1000 RR	PGM-FI	08 - 11	OBD + M HONDA C1	P7	7000
CBR 250 R	PGM-FI	12 >	OBD + M HONDA C1	P1	7000
CBR 600 RR	PGM-FI	08 - 10	OBD + M HONDA C1	P3	7000
CG 150	PGM-FI	08 - 09	OBD + M HONDA C1	P5	7000
CG 150 Flex	PGM-FI	11 >	OBD + M HONDA C1	P5	7000
CG 150 Mix	PGM-FI	09 - 11	OBD + M HONDA C1	P5	7000
CRF 250	PGM-FI	09 - 13	OBD + M HONDA C1	P6	7000
CRF 450	PGM-FI	09 - 13	OBD + M HONDA C1	P6	7000
FAN 150	PGM-FI	08 - 09	OBD + M HONDA C1	P5	7000
FOUR TRAX 420	PGM-FI	09 - 11	OBD + M HONDA C1	P3	7000
GL 1800 Gold Wing	PGM-FI	06 - 10	OBD + M HONDA C1	P3	7000
Hornet 600	PGM-FI	08 - 10	OBD + M HONDA C1	P6	7000
Hornet 600	PGM-FI	11 >	OBD + M HONDA C1	P4	7000
Lead 110	PGM-FI	09 - 11	OBD + M HONDA C1	P7	7000
NC700	PGM-FI	13 >	OBD + M HONDA C1	P7	7000
NX 400 FALCON	PGM-FI	12 >	OBD + M HONDA C1	P2	7000
PCX 1500	PGM-FI	13 >	OBD + M HONDA C1	P5	7000
Shadow 750	PGM-FI	09 - 11	OBD + M HONDA C1	P4	7000
XL 1000 Varadero	PGM-FI	10 >	OBD + M HONDA C1	P4	7000
XL 700 V Transalp	PGM-FI	08 - 10	OBD + M HONDA C1	P5	7000
XRE 300 R	PGM-FI	09 - 11	OBD + M HONDA C1	P2	7000



Modelos Modelos	Sistema Sistema	Ano Año	Conector Conector	Posição Posición	Scanner Scanner
FAZER 150	TCI	14 >	OBD + YAMAHA C1	P3	7000
FAZER 250	TCI	05 >	OBD + YAMAHA C1	P3	7000
FAZER 600	TCI	05 - 09	OBD + YAMAHA C1	P6	7000
MT03	TCI	08	OBD	P3	7000
Mid Night Star 950	TCI	09 >	OBD + YAMAHA 3P	P5	7000
R1	TCI	08	OBD + YAMAHA 3P	P6	7000
R6	TCI	08	OBD + YAMAHA 3P	P6	7000
Super Tenere 1200	TCI	12 >	OBD + YAMAHA 3P	P7	7000
TDM 900	TCI	02	OBD + YAMAHA 3P	P7	7000
Tenere 250	TCI	11 >	OBD + YAMAHA 3P	P4	7000
Tenere 660	TCI	11 >	OBD + YAMAHA 3P	P6	7000
XJ-6	TCI	10 - 13	OBD + YAMAHA 3P	P7	7000
XT 660	TCI	05 >	OBD + YAMAHA 3P	P6	7000
XTZ Crosser 150	TCI	14 >	OBD + YAMAHA C1	P4	7000



**ALDL-10**



**ALDL-12**



**AUDI**



**BMW**



**C1300**



**C1400**



**EC4**



**EC4/T**



**FIAT**



**HONDA**



**KIA**



**MB38**



**MIT/12**

# CABOS



NISSAN



RENAULT



YAMAHA



3P

YAMAHA 3P



C1

MOTO HONDA C1

## *Inversores*



FIAT-INV



EC4-INV



C1300-INV

## *Cabos de Alimentação*



Jacaré



Cigarrete

**DTH-6P**



**DTH-9P**



**VOLVO-9P**



**VOLVO-8P**



**CPC-16**



**MBC-14**



**30 Pinos**



**ADAPTADOR OBDII AZUL**

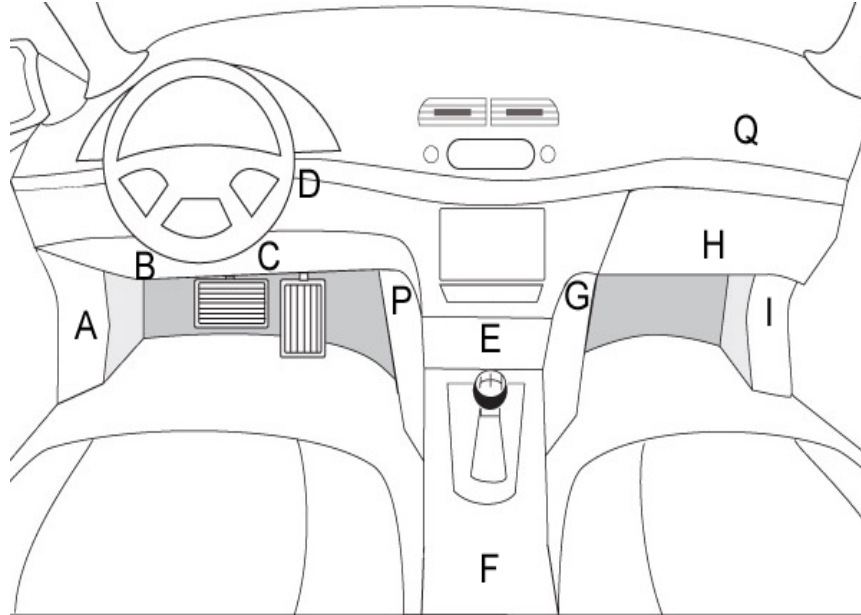


**ALIMENTAÇÃO AUXILIAR**





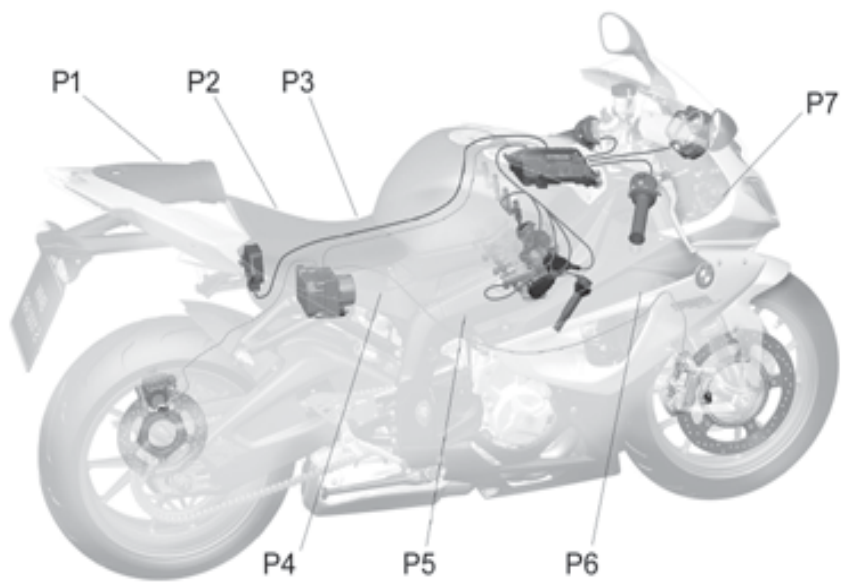
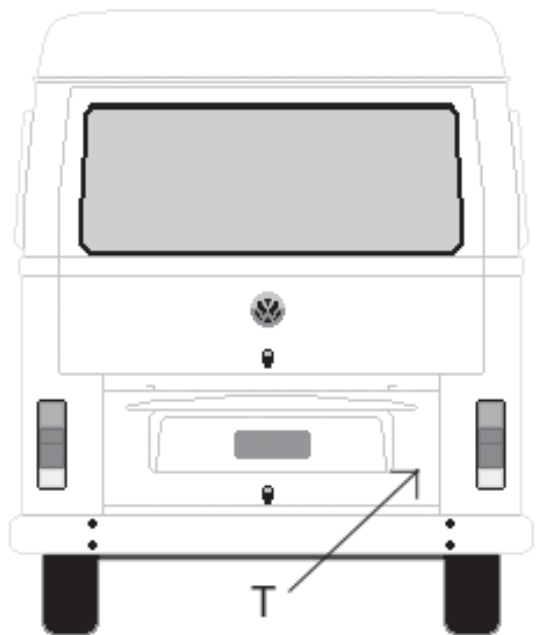
## LOCALIZAÇÃO DOS CONECTORES



( R ) - Atrás do Banco do Condutor.



# LOCALIZAÇÃO DOS CONECTORES



# LOCALIZAÇÃO DOS CONECTORES

